




Design M. Thun



When light blends together with an essential and innovative design, a unique sense of elegance arises with a strong emotional impact. Simple shapes and geometries characterize the range "Tailored made" by Matteo Thun, from the creative collaboration between SIMES and the prestigious Italian architect and designer. A perfect balance between sustainable and diverse material expressions: the range was developed using a combination of wood teak that conveys a warm effect and the minimalist lines of aluminium, new finishes specifically dedicated to improve the quality of the lighting performance. Natural elegance and lighting poetry that dress with charm the environments with an unmistakable style.

*This luminaire has been manufactured with hand crafted procedures, therefore small imperfections, subsidence of the wood surface, actual cracks and future, colour ripples and variations over time, are deliberately present and they are a feature of the wood, proving the hand-made manufacturing procedure.*

**TECHNICAL DESCRIPTION**

Die-cast aluminium housing with high corrosion resistance. Oiled TEAK wood finish 8mm thick. Toughened glass diffuser. Stainless steel A4 screws. Luminaire suitable for single grommet. Silicone gaskets. Double powder paint.

**MINISKILL**

Luminaire supplied with 1,0m neoprene H05RN-F cable.

**SKILL**

Luminaire with double cable entry and grommet.

**LOOK APPLIQUE AND COOL APPLIQUE**

Luminaire supplied with 1,0m neoprene H05RN-F cable.

**LOOK BOLLARD AND COOL BOLLARD**

Pre-wired luminaire with neoprene H05RN-F cable and connector.

**PATENTED**

**PROTECTION CLASS**  
IP65

**ISOLATION CLASS**

CLASS I ⊕ SKILL 230V  
CLASS II ⊞ LOOK, COOL  
CLASS III ⊕ MINISKILL 24V

**MECHANICAL RESISTANCE**

IK 06 LOOK, COOL  
IK 08 SKILL

LOOK, COOL

**COLOURS AND FINISHING**

.01 White + Teak wood

.20 Burnished Bronze + Teak wood

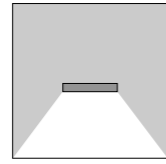


www.simes.it/wood

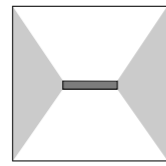

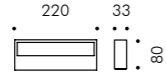


## MINILOOK WOOD Applique

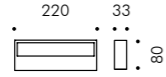
SIMES



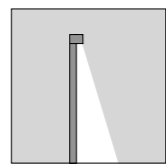
**L.9201W Single emission**  
LED MODULE 3000K CRI90 1313lm 11,1W  
(on request 2700K CRI90 1247lm)  
(on request 4000K CRI80 1751lm)  
220V-230Vac 50/60Hz  
ON/OFF Not Dimmable



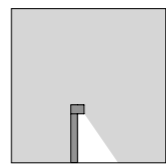
**L.9202W Double emission**  
LED MODULE 3000K CRI90 1313lm 11,1W  
(on request 2700K CRI90 1247lm)  
(on request 4000K CRI80 1751lm)  
220V-230Vac 50/60Hz  
ON/OFF Not Dimmable



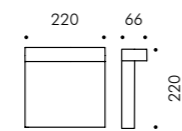
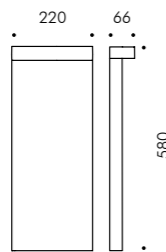
## MINILOOK WOOD Bollard



**L.9211W Minilook bollard H 580 mm**  
LED MODULE 3000K CRI90 1050lm 8,9W  
(on request 2700K CRI90 997lm)  
(on request 4000K CRI80 1400lm)  
220V-230Vac 50/60Hz  
ON/OFF Not Dimmable



**L.9206W Minilook bollard H 220 mm**  
LED MODULE 3000K CRI90 1050lm 8,9W  
(on request 2700K CRI90 997lm)  
(on request 4000K CRI80 1400lm)  
220V-230Vac 50/60Hz  
ON/OFF Not Dimmable



**S.7249**  
**FLANGE FOR MINILOOK BOLLARD**  
Flange to be anchored in concrete  
for L.9206W e L.9211W.

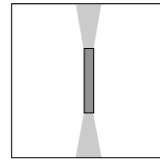



Private villa, Monza, Italy - Arch. Michele Perini

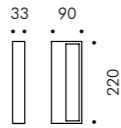


## MINICOOL WOOD Applique

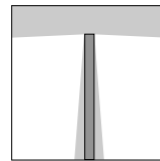
SIMES



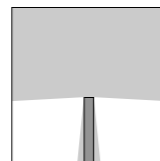
**L.9231W Applique**  
 LED MODULE 3000K CRI90 1313lm 11,1W  
 (on request 2700K CRI90 1247lm)  
 (on request 4000K CRI80 1751lm)  
 220V-230Vac 50/60Hz  
 ON/OFF Not Dimmable



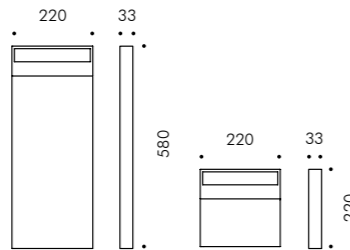
## MINICOOL WOOD Bollard



**L.9241W Bollard H 580mm**  
 LED MODULE 3000K CRI90 1313lm 11,1W  
 (on request 2700K CRI90 1247lm)  
 (on request 4000K CRI80 1751lm)  
 220V-230Vac 50/60Hz  
 ON/OFF Not Dimmable



**L.9236W Bollard H 220mm**  
 LED MODULE 3000K CRI90 1313lm 11,1W  
 (on request 2700K CRI90 1247lm)  
 (on request 4000K CRI80 1751lm)  
 220V-230Vac 50/60Hz  
 ON/OFF Not Dimmable

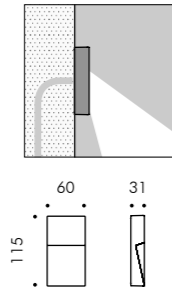


**S.7249**  
**FLANGE FOR MINICOOL BOLLARD**  
 Flange to be anchored in concrete  
 for L.9236W e L.9241W.





Miniskill vertical

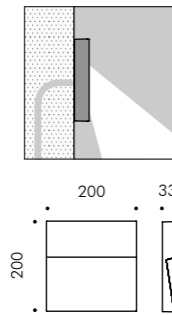


**L.9230W**

LED MODULE 3000K CRI90 775lm 4W  
 (on request 2700K CRI90 653lm)  
 (on request 4000K CRI80 891lm)  
**24Vdc PWM**

Require constant voltage 24Vdc  
 remote power supply (page 522-523)

Skill square

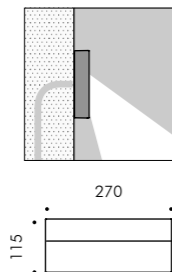


**L.9260W**

LED MODULE 3000K CRI90 1050lm 8,9W  
 (on request 2700K CRI90 997lm)  
 (on request 4000K CRI80 1218m)  
 220V-240Vac 50/60Hz  
**Phase-cut dimmer**

Version with DALI 2 / PUSH power supply  
 available on request with surcharge.

Skill rectangular



**L.9240W**

LED MODULE 3000K CRI90 1313lm 11,1W  
 (on request 2700K CRI90 1247lm)  
 (on request 4000K CRI80 1751lm)  
 220V-240Vac 50/60Hz  
 ON/OFF Not Dimmable

