

Shape creates uniform light on the window frames, producing charming light effects on residential, public, historical and artistic façades. Miniaturized, versatile and high performing: those are the characteristics of this luminaire which is able to illuminate even wide openings with a minimum energy consumption and its high functionality level. The light fitting uses only one LED and its inclination can be easily adjusted to adapt to different tilted window sills for a proper lighting distribution.

TECHNICAL DESCRIPTION
Die-cast aluminium housing with high corrosion resistance. Protective Cover with clip locking system. No visible screws. Clear polycarbonate diffuser. Luminaire supplied with 1,5m neoprene H05RN-F cable for connection with remote (recessed) connection box. Silicone gaskets. Double powder paint.

REGISTERED DESIGN

PROTECTION CLASS
IP65

ISOLATION CLASS
CLASS I ⚡ SHAPE
CLASS III ⚡ MINISHAPE

MECHANICAL RESISTANCE
IK 10



COLOURS


.01 White

.14 Aluminium Grey

Design K.Begasse



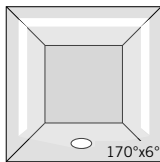
www.simes.it/shape



SHAPE

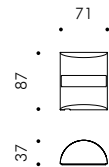
SIMES

Mini-Shape

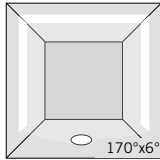


S.6425W Blade of Light beam with lens
LED MODULE **3000K** CRI80 411lm 3,3W
(on request 2700K CRI80 377lm)
(on request 4000K CRI80 473lm)
1200mA Vf 3,2V max
With radial lens 170°x6°

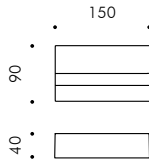
Requires constant current Vout 120Vdc max
remote power supply (page 524-525)



Shape



S.6420W Blade of Light beam with lens
LED MODULE **3000K** CRI80 411lm 3,3W
(on request 2700K CRI80 377lm)
(on request 4000K CRI80 473lm)
220V-240Vac 50/60Hz
ON/OFF Not Dimmable
With radial lens 170°x6°



Canonica del Vicario, Palazzago, Bergamo, Italy © ph. Paolo Stroppa