


Product data sheet

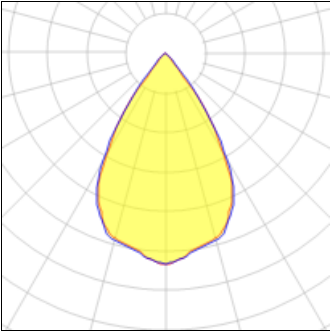
A.24 SOSP CURVA 60 R561 SHRP XF2700K BBRZ
AQ70920
ARTEMIDE



IP
20

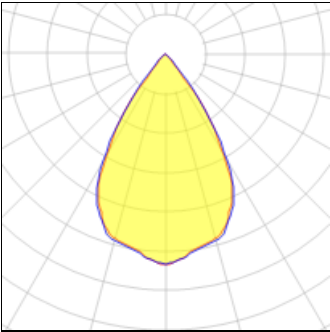
A.24 SOSP CURVA 60 R561 SHRP XF2700K BBRZ

Light output 1 (integrated)



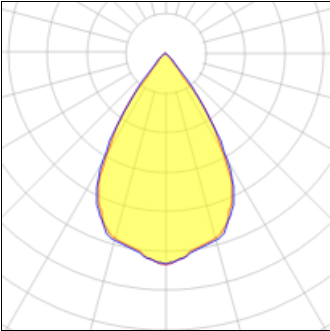
Lamp type	LED	CCT	2700 K
Nominal lamp power	3 W	CRI	90
Total flux	203 lm	LOR	100%
Luminous efficacy	68 lm/W	Total power	3 W

Light output 2 (integrated)



Lamp type	LED	CCT	2700 K
Nominal lamp power	3 W	CRI	90
Total flux	203 lm	LOR	100%
Luminous efficacy	68 lm/W	Total power	3 W

Light output 3 (integrated)



Lamp type	LED	CCT	2700 K
Nominal lamp power	3 W	CRI	90
Total flux	203 lm	LOR	100%
Luminous efficacy	68 lm/W	Total power	3 W

Light output 4 (integrated)



Lamp type	LED	CCT	2700 K
Nominal lamp power	3 W	CRI	90
Total flux	203 lm	LOR	100%
Luminous efficacy	68 lm/W	Total power	3 W

Mounting mode

Pendant

Shape and measurements

Length: 11.84 in

Width: 19.59 in

Height: 2.13 in

Adjustability

Fixed

Electric

System power: 12 W

Protection

IP: 20