

Product data sheet

A.24 SOSP. MODULO DIR. SHARP 4000K XF 2352MM BLK
AQ44304
ARTEMIDE



IP
20

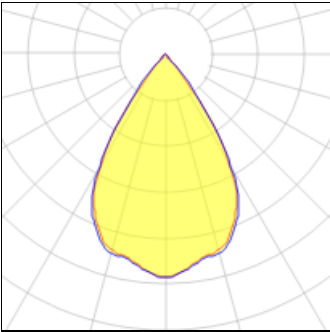
A.24 SOSP. MODULO DIR. SHARP 4000K XF 2352mm BLK

Light output 1 (integrated)



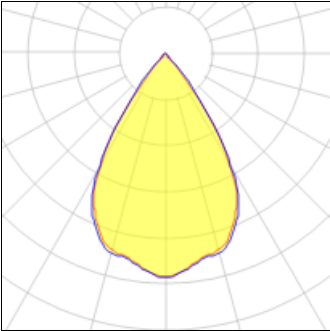
| | | | |
|--------------------|---------|-------------|--------|
| Lamp type | LED | CCT | 4000 K |
| Nominal lamp power | 2.81 W | CRI | 90 |
| Total flux | 232 lm | LOR | 100% |
| Luminous efficacy | 82 lm/W | Total power | 2.81 W |

Light output 2 (integrated)



| | | | |
|--------------------|---------|-------------|--------|
| Lamp type | LED | CCT | 4000 K |
| Nominal lamp power | 2.81 W | CRI | 90 |
| Total flux | 232 lm | LOR | 100% |
| Luminous efficacy | 82 lm/W | Total power | 2.81 W |

Light output 3 (integrated)



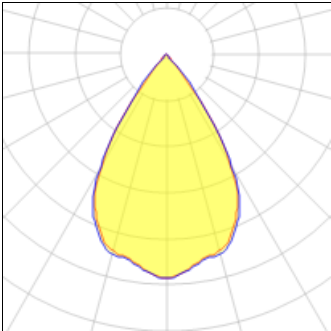
| | | | |
|--------------------|---------|-------------|--------|
| Lamp type | LED | CCT | 4000 K |
| Nominal lamp power | 2.81 W | CRI | 90 |
| Total flux | 232 lm | LOR | 100% |
| Luminous efficacy | 82 lm/W | Total power | 2.81 W |

Light output 4 (integrated)



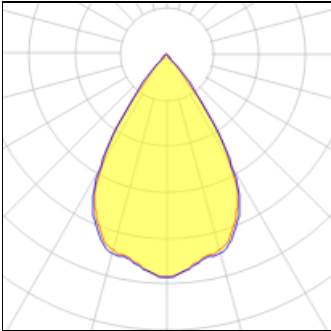
| | | | |
|--------------------|---------|-------------|--------|
| Lamp type | LED | CCT | 4000 K |
| Nominal lamp power | 2.81 W | CRI | 90 |
| Total flux | 232 lm | LOR | 100% |
| Luminous efficacy | 82 lm/W | Total power | 2.81 W |

Light output 5 (integrated)



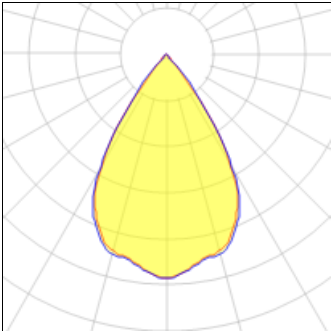
| | | | |
|--------------------|---------|-------------|--------|
| Lamp type | LED | CCT | 4000 K |
| Nominal lamp power | 2.81 W | CRI | 90 |
| Total flux | 232 lm | LOR | 100% |
| Luminous efficacy | 82 lm/W | Total power | 2.81 W |

Light output 6 (integrated)



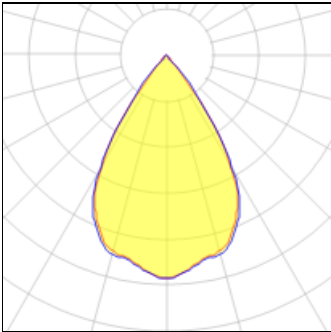
| | | | |
|--------------------|---------|-------------|--------|
| Lamp type | LED | CCT | 4000 K |
| Nominal lamp power | 2.81 W | CRI | 90 |
| Total flux | 232 lm | LOR | 100% |
| Luminous efficacy | 82 lm/W | Total power | 2.81 W |

Light output 7 (integrated)



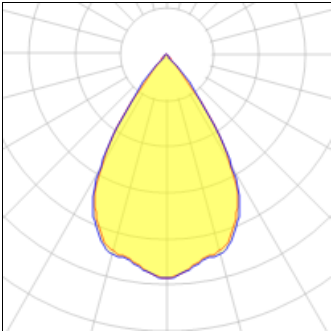
| | | | |
|--------------------|---------|-------------|--------|
| Lamp type | LED | CCT | 4000 K |
| Nominal lamp power | 2.81 W | CRI | 90 |
| Total flux | 232 lm | LOR | 100% |
| Luminous efficacy | 82 lm/W | Total power | 2.81 W |

Light output 8 (integrated)



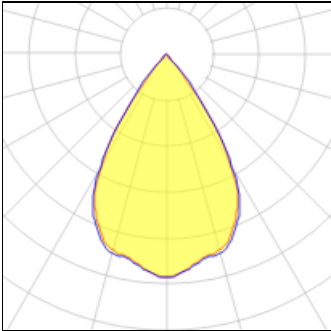
| | | | |
|--------------------|---------|-------------|--------|
| Lamp type | LED | CCT | 4000 K |
| Nominal lamp power | 2.81 W | CRI | 90 |
| Total flux | 232 lm | LOR | 100% |
| Luminous efficacy | 82 lm/W | Total power | 2.81 W |

Light output 9 (integrated)



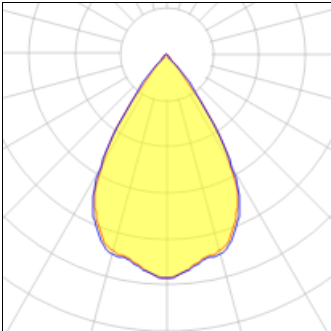
| | | | |
|--------------------|---------|-------------|--------|
| Lamp type | LED | CCT | 4000 K |
| Nominal lamp power | 2.81 W | CRI | 90 |
| Total flux | 232 lm | LOR | 100% |
| Luminous efficacy | 82 lm/W | Total power | 2.81 W |

Light output 10 (integrated)



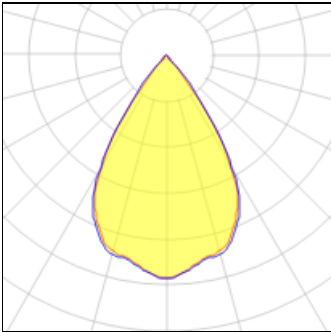
| | | | |
|--------------------|---------|-------------|--------|
| Lamp type | LED | CCT | 4000 K |
| Nominal lamp power | 2.81 W | CRI | 90 |
| Total flux | 232 lm | LOR | 100% |
| Luminous efficacy | 82 lm/W | Total power | 2.81 W |

Light output 11 (integrated)



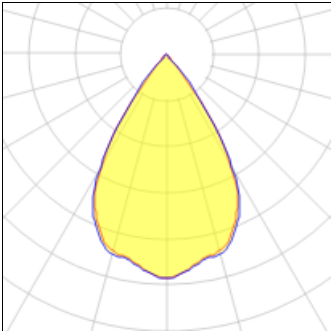
| | | | |
|--------------------|---------|-------------|--------|
| Lamp type | LED | CCT | 4000 K |
| Nominal lamp power | 2.81 W | CRI | 90 |
| Total flux | 232 lm | LOR | 100% |
| Luminous efficacy | 82 lm/W | Total power | 2.81 W |

Light output 12 (integrated)



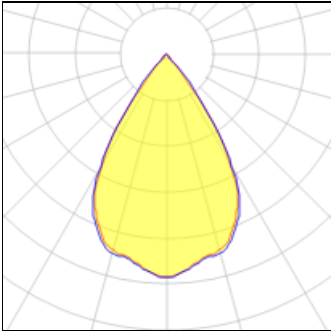
| | | | |
|--------------------|---------|-------------|--------|
| Lamp type | LED | CCT | 4000 K |
| Nominal lamp power | 2.81 W | CRI | 90 |
| Total flux | 232 lm | LOR | 100% |
| Luminous efficacy | 82 lm/W | Total power | 2.81 W |

Light output 13 (integrated)



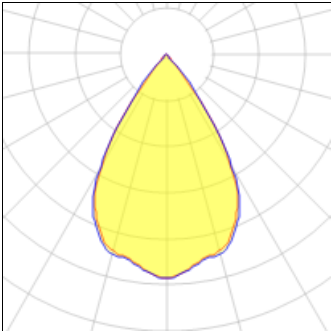
| | | | |
|--------------------|---------|-------------|--------|
| Lamp type | LED | CCT | 4000 K |
| Nominal lamp power | 2.81 W | CRI | 90 |
| Total flux | 232 lm | LOR | 100% |
| Luminous efficacy | 82 lm/W | Total power | 2.81 W |

Light output 14 (integrated)



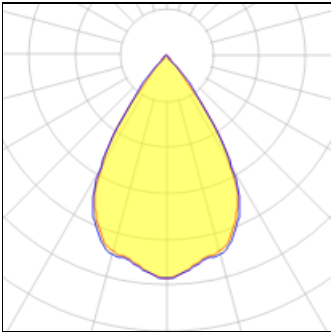
| | | | |
|--------------------|---------|-------------|--------|
| Lamp type | LED | CCT | 4000 K |
| Nominal lamp power | 2.81 W | CRI | 90 |
| Total flux | 232 lm | LOR | 100% |
| Luminous efficacy | 82 lm/W | Total power | 2.81 W |

Light output 15 (integrated)



| | | | |
|--------------------|---------|-------------|--------|
| Lamp type | LED | CCT | 4000 K |
| Nominal lamp power | 2.81 W | CRI | 90 |
| Total flux | 232 lm | LOR | 100% |
| Luminous efficacy | 82 lm/W | Total power | 2.81 W |

Light output 16 (integrated)



| | | | |
|--------------------|---------|-------------|--------|
| Lamp type | LED | CCT | 4000 K |
| Nominal lamp power | 2.81 W | CRI | 90 |
| Total flux | 232 lm | LOR | 100% |
| Luminous efficacy | 82 lm/W | Total power | 2.81 W |

Mounting mode

Pendant

Shape and measurements

Length: 0.87 in

Width: 74.69 in

Height: 0.08 in

Adjustability

Fixed

Electric

System power: 45 W

Protection

IP: 20