


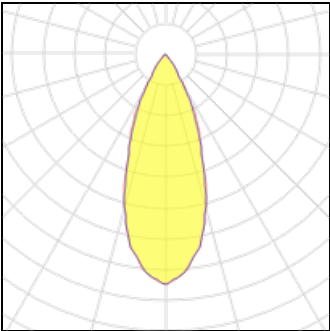
Product data sheet

SPL14 - SPY 39 92740 MDL
27315 9230
DELTA LIGHT

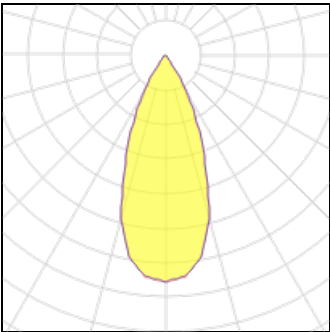


Luminaire, low voltage systems low voltage system mounted (indoor use) from Deltalight, named SPL14 - SPY 39 92740 MDL, available in the colour(s): black, flemish bronze, flemish gold, gold coloured, white. This luminaire can be used with the following 48V lighting system(s): D-LINER 19 SL PROFILE SET, SPLITLINE 14 - PROFILE. This luminaire is equipped with LED array 8,6W / CRI>90 (R9: 60) / 2700K / 1041lm with build-in converter to operate on a voltage of 48V-DC. Dimming protocol: MDL = 1-10V or DALI or push button. Light distributor: reflector 40°.

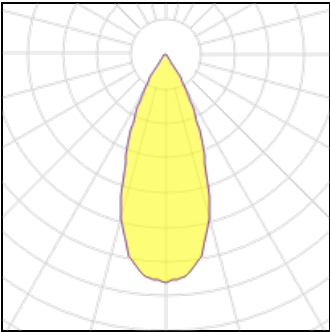
Light output 1



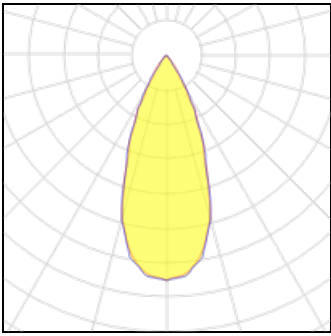
1 x LED			
Nominal lamp power	9 W	LOR	73%
Lamp flux	1041 lm	Total flux	757 lm
Luminous efficacy	116 lm/W	Total power	20 W
CCT	2700 K		
CRI	90		



1 x LED			
Nominal lamp power	9 W	LOR	73%
Lamp flux	1041 lm	Total flux	757 lm
Luminous efficacy	116 lm/W	Total power	20 W
CCT	2700 K		
CRI	90		



1 x LED			
Nominal lamp power	9 W	LOR	73%
Lamp flux	1041 lm	Total flux	757 lm
Luminous efficacy	116 lm/W	Total power	20 W
CCT	2700 K		
CRI	90		



1 x LED

Nominal lamp power	9 W	LOR	73%
Lamp flux	1041 lm	Total flux	757 lm
Luminous efficacy	116 lm/W	Total power	20 W
CCT	2700 K		
CRI	90		

Mounting mode

Ceiling recessed, Contact rail, Wall recessed

Shape and measurements

Length: 0.28 in
Width: 6.30 in
Height: 0.04 in

Electric

System power: 20 W
Appliance Class: II

Protection

IP: 20
Designation labels: CE