

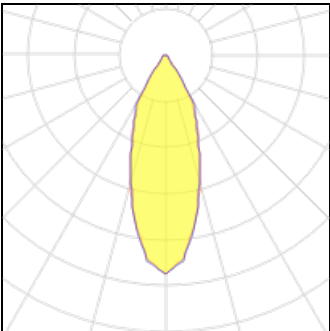
Product data sheet

DEEP RINGO TRIMLESS LED 93033
202 144 811 932
DELTA LIGHT

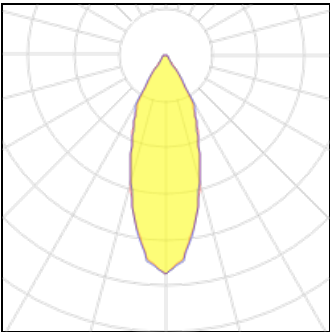


Luminaire, ceiling recessed (indoor use) from Deltalight, named DEEP RINGO TRIMLESS LED 93033, available in the colour(s): black, brushed alu, brushed anthracite, brushed copper, brushed gold, brushed old bronze, flemish bronze, flemish gold, gold coloured, piano black, white. For recessed mounting, a round opening (for installing a custom mounting kit) is needed and a min. depth for recessing of 95 mm. This luminaire is equipped with LED array 5,8-8,6W / CRI>90 (R9: 52) / 3000K / 787-1089lm with an optional driver, suitable for currents of 350mA to 500mA. Light distributor: reflector 33°.

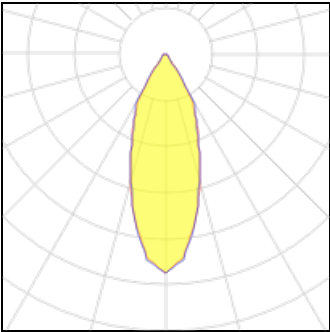
Light output 1



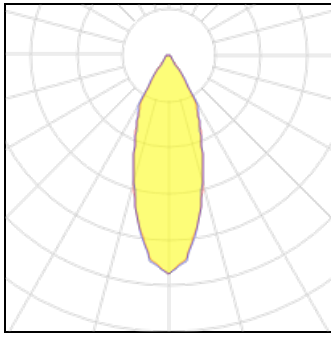
1 x LED			
Nominal lamp power	6 W	LOR	73%
Lamp flux	787 lm	Total flux	573 lm
Luminous efficacy	131 lm/W	Total power	6 W
CCT	3000 K		
CRI	90		



1 x LED			
Nominal lamp power	9 W	LOR	73%
Lamp flux	1089 lm	Total flux	792 lm
Luminous efficacy	121 lm/W	Total power	9 W
CCT	3000 K		
CRI	90		

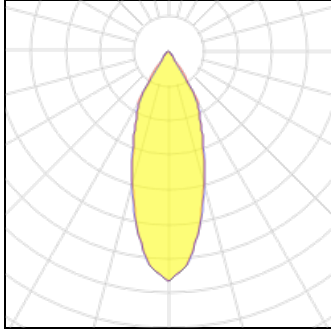


1 x LED			
Nominal lamp power	6 W	LOR	73%
Lamp flux	787 lm	Total flux	573 lm
Luminous efficacy	131 lm/W	Total power	6 W
CCT	3000 K		
CRI	90		

**1 x LED**

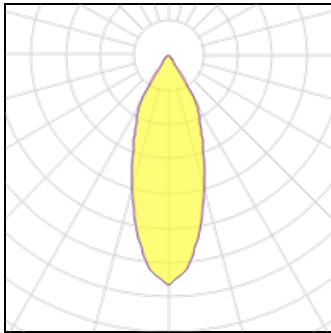
Nominal lamp power	9 W
Lamp flux	1089 lm
Luminous efficacy	121 lm/W
CCT	3000 K
CRI	90

LOR	73%
Total flux	792 lm
Total power	9 W

**1 x LED**

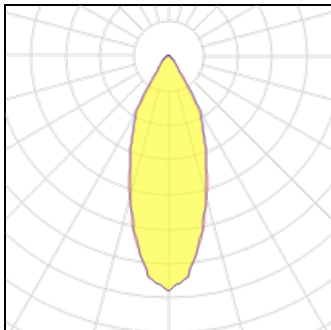
Nominal lamp power	6 W
Lamp flux	787 lm
Luminous efficacy	131 lm/W
CCT	3000 K
CRI	90

LOR	73%
Total flux	573 lm
Total power	6 W

**1 x LED**

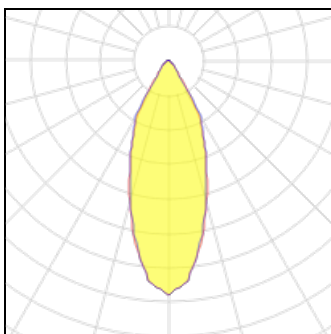
Nominal lamp power	9 W
Lamp flux	1089 lm
Luminous efficacy	121 lm/W
CCT	3000 K
CRI	90

LOR	73%
Total flux	792 lm
Total power	9 W

**1 x LED**

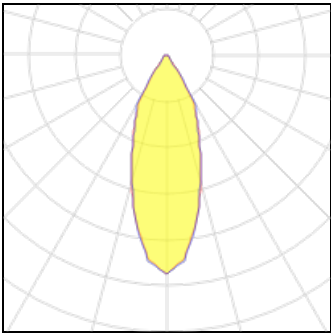
Nominal lamp power	9 W
Lamp flux	1089 lm
Luminous efficacy	121 lm/W
CCT	3000 K
CRI	90

LOR	73%
Total flux	792 lm
Total power	9 W

**1 x LED**

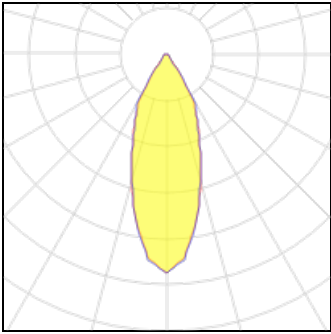
Nominal lamp power	6 W
Lamp flux	787 lm
Luminous efficacy	131 lm/W
CCT	3000 K
CRI	90

LOR	73%
Total flux	573 lm
Total power	6 W



1 x LED

Nominal lamp power	9 W	LOR	73%
Lamp flux	1089 lm	Total flux	792 lm
Luminous efficacy	121 lm/W	Total power	9 W
CCT	3000 K		
CRI	90		



1 x LED

Nominal lamp power	6 W	LOR	73%
Lamp flux	787 lm	Total flux	573 lm
Luminous efficacy	131 lm/W	Total power	6 W
CCT	3000 K		
CRI	90		

Mounting mode

Ceiling recessed

Shape and measurements

Height: 0.04 in
Diameter: 3.19 in
Weight: 0.3 kg

Electric

System power: 6-9 W
Appliance Class: II

Protection

IP: 20
Designation labels: CE