

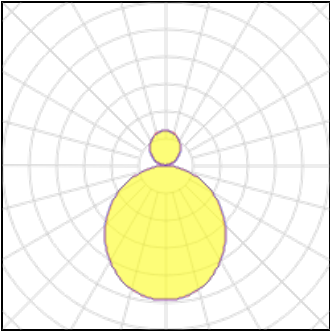
# Product data sheet

ROTA060 227-5F1K-10GEE/830, S  
227-5F1K-10GEE/830  
HALLA



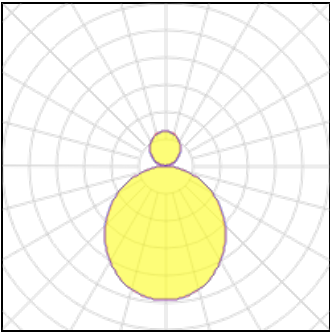
227-5F1K-10GEE/830, S Luminaire suspended Material of luminaire: Colour of luminaire: Shape of luminaire: Circular Size: 2980 x 2980 x 65 mm Type of installation: Suspended Distribution: Direct-indirect Optics type: Opal diffuser Protection class: I Voltage: 220-240V

## Light output 1 (integrated)



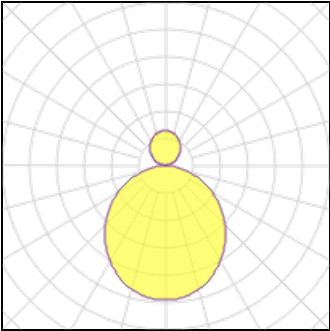
Lamp type	LED	CCT	3000 K
Nominal lamp power	15.3 W	CRI	80
Total flux	1580 lm	LOR	100%
Luminous efficacy	103 lm/W	Total power	15.3 W

## Light output 2 (integrated)



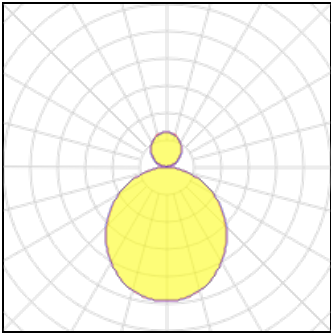
Lamp type	LED	CCT	3000 K
Nominal lamp power	15.3 W	CRI	80
Total flux	1580 lm	LOR	100%
Luminous efficacy	103 lm/W	Total power	15.3 W

## Light output 3 (integrated)



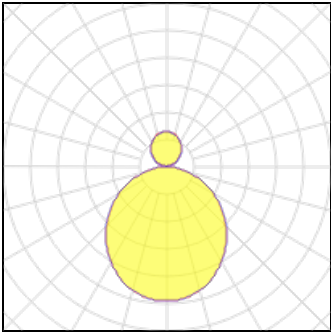
Lamp type	LED	CCT	3000 K
Nominal lamp power	15.3 W	CRI	80
Total flux	1580 lm	LOR	100%
Luminous efficacy	103 lm/W	Total power	15.3 W

Light output 4 (integrated)



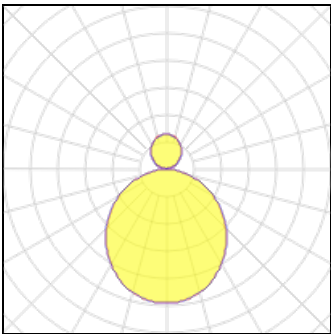
Lamp type	LED	CCT	3000 K
Nominal lamp power	15.3 W	CRI	80
Total flux	1580 lm	LOR	100%
Luminous efficacy	103 lm/W	Total power	15.3 W

Light output 5 (integrated)



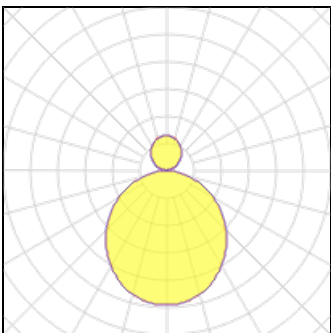
Lamp type	LED	CCT	3000 K
Nominal lamp power	15.3 W	CRI	80
Total flux	1580 lm	LOR	100%
Luminous efficacy	103 lm/W	Total power	15.3 W

Light output 6 (integrated)



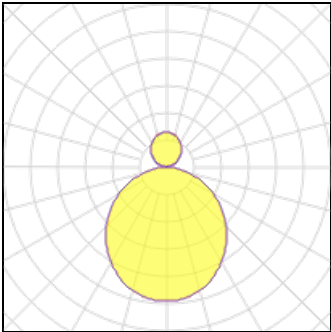
Lamp type	LED	CCT	3000 K
Nominal lamp power	15.3 W	CRI	80
Total flux	1580 lm	LOR	100%
Luminous efficacy	103 lm/W	Total power	15.3 W

Light output 7 (integrated)



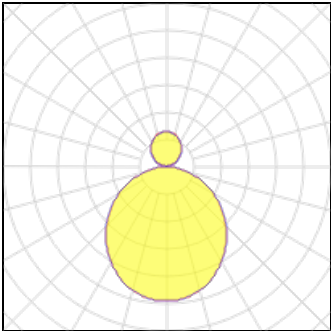
Lamp type	LED	CCT	3000 K
Nominal lamp power	15.3 W	CRI	80
Total flux	1580 lm	LOR	100%
Luminous efficacy	103 lm/W	Total power	15.3 W

Light output 8 (integrated)



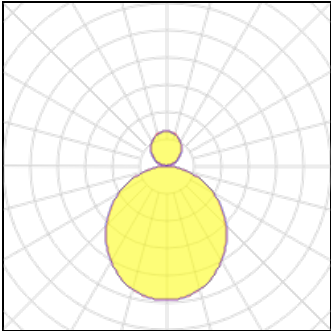
Lamp type	LED	CCT	3000 K
Nominal lamp power	15.3 W	CRI	80
Total flux	1580 lm	LOR	100%
Luminous efficacy	103 lm/W	Total power	15.3 W

Light output 9 (integrated)



Lamp type	LED	CCT	3000 K
Nominal lamp power	15.3 W	CRI	80
Total flux	1580 lm	LOR	100%
Luminous efficacy	103 lm/W	Total power	15.3 W

Light output 10 (integrated)



Lamp type	LED	CCT	3000 K
Nominal lamp power	15.3 W	CRI	80
Total flux	1580 lm	LOR	100%
Luminous efficacy	103 lm/W	Total power	15.3 W

Mounting mode

Pendant

Shape and measurements

Height: 2.56 in

Diameter: 117.32 in

Adjustability

Fixed

Electric

System power: 153 W

Appliance Class: I

Protection

IP: 20