

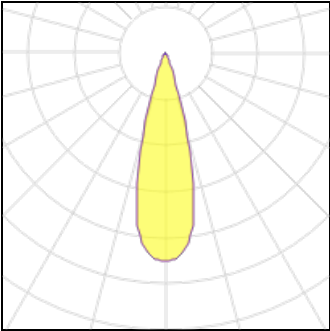
Product data sheet

SPOTLIGHT MOVABLE DYNAMIC BEAM ANGLE
MS-S3001MW-MB
SALIOT

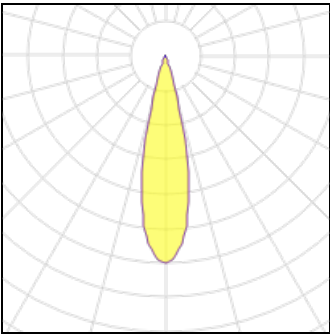


S3 3500K Ra90 16-28°

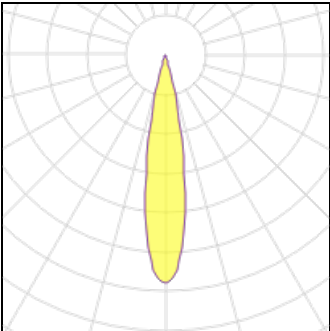
Light output 1



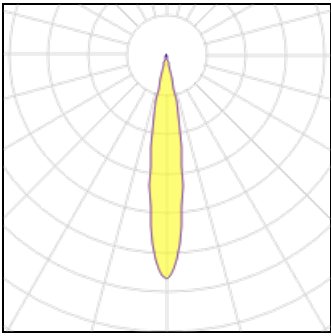
1 x LED			
Nominal lamp power	19 W	LOR	100%
Lamp flux	1036 lm	Total flux	1035 lm
Luminous efficacy	54 lm/W	Total power	19 W
CCT	3500 K		
CRI	90		



1 x LED			
Nominal lamp power	19 W	LOR	100%
Lamp flux	1050 lm	Total flux	1049 lm
Luminous efficacy	55 lm/W	Total power	19 W
CCT	3500 K		
CRI	90		



1 x LED			
Nominal lamp power	19 W	LOR	100%
Lamp flux	1048 lm	Total flux	1047 lm
Luminous efficacy	55 lm/W	Total power	19 W
CCT	3500 K		
CRI	90		



1 x LED

Nominal lamp power	19 W	LOR	100%
Lamp flux	974 lm	Total flux	974 lm
Luminous efficacy	51 lm/W	Total power	19 W
CCT	3500 K		
CRI	90		

Mounting mode

Ceiling mounted

Electric

System power: 19 W

Shape and measurements

Length: 7.05 in

Width: 2.24 in

Height: 2.17 in

Protection

IP: 00

Adjustability

Rotatable, Tilttable