


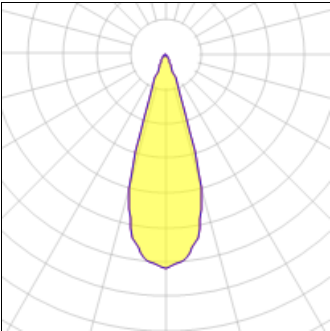
Product data sheet

LOTIS SQUARE IP55 MR16 GE WHITE STRUC
12615009
MODULAR



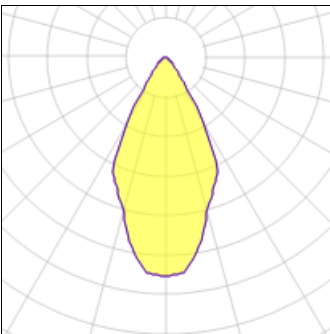
Square-shaped recessed spotlights are becoming increasingly popular. That is why Modular is expanding its range to include the Lotis Square: a compact, square-shaped version of the successful round Lotis series. The bulb sits deep down in a conical cup which means you have less insight into it. Besides the regular version, there is also an IP55 Lotis Square bathroom, which you can use in damp rooms or outdoor environments.

Light output 1



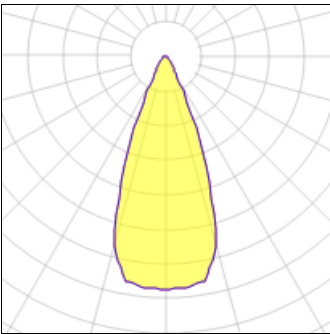
1 x LED

Nominal lamp power	6.5 W	Socket	Gu5.3
Lamp flux	380 lm	LOR	96%
Luminous efficacy	45 lm/W	Total flux	363 lm
CCT	2700 K	Total power	8 W
CRI	80		



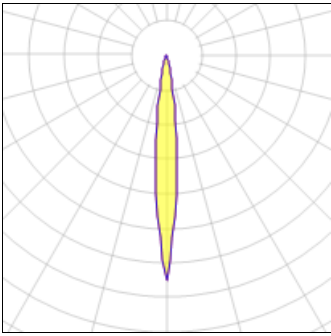
1 x Halogen low voltage lamp without reflector

Nominal lamp power	45 W	LOR	81%
Lamp flux	830 lm	Total flux	671 lm
Luminous efficacy	13 lm/W	Total power	52 W
CCT	2800 K		
CRI	100		



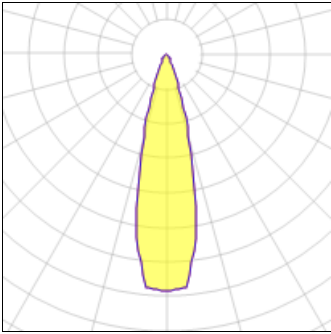
1 x Halogen low voltage lamp without reflector

Nominal lamp power	45 W	LOR	85%
Lamp flux	830 lm	Total flux	703 lm
Luminous efficacy	14 lm/W	Total power	52 W
CCT	2800 K		
CRI	100		



1 x Halogen low voltage lamp without reflector

Nominal lamp power	45 W	LOR	85%
Lamp flux	625 lm	Total flux	529 lm
Luminous efficacy	10 lm/W	Total power	52 W
CCT	2800 K		
CRI	100		



1 x Halogen low voltage lamp without reflector

Nominal lamp power	45 W	LOR	87%
Lamp flux	830 lm	Total flux	722 lm
Luminous efficacy	14 lm/W	Total power	52 W
CCT	2800 K		
CRI	100		

Mounting mode

Ceiling recessed

Shape and measurements

Length: 3.62 in

Width: 3.62 in

Height: 0.39 in

Adjustability

Fixed

Electric

System power: 8-52 W

Appliance Class: III

Protection

IP: 55

IK: 01