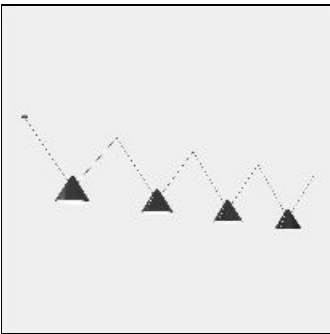


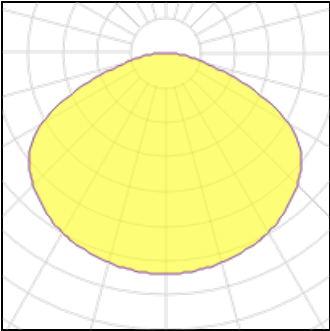
# Product data sheet

SUPER ATTIC 4 BODIES CONIC SHAPE 2250MM SIDE  
00-8385-05-05  
LEDSC4



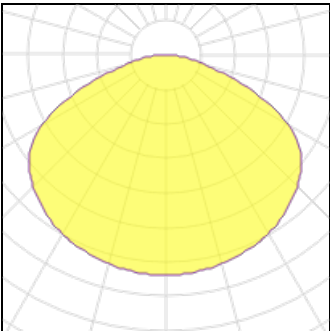
LedsC4 Super Attic 4 bodies Conic Shape 2250mm Side 00-8385-05-05 Pendant For downlighting. Structure material: Aluminium. Structure finish: Black. Warranty: 5 Years. Product net weight (Kg): 6.17 Product length (mm): 2000 Product width or diameter (mm): 450 Product height (mm): 2250 Class 2. Glow wire test: 850. IP: IP20. Equipment included: No. Total power: 60.

## Light output 1



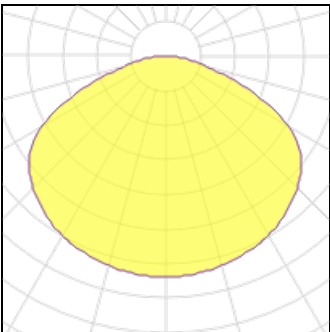
|                    |         |             |        |
|--------------------|---------|-------------|--------|
| 1 x LED            |         |             |        |
| Nominal lamp power | 11 W    | LOR         | 89%    |
| Lamp flux          | 1035 lm | Total flux  | 916 lm |
| Luminous efficacy  | 94 lm/W | Total power | 11 W   |
| CCT                | 2700 K  |             |        |
| CRI                | 80      |             |        |

## Light output 2



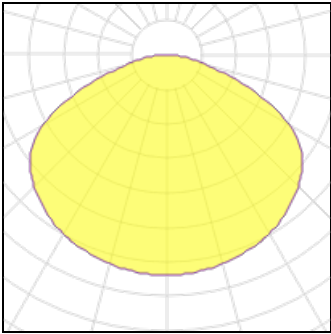
|                    |         |             |        |
|--------------------|---------|-------------|--------|
| 1 x LED            |         |             |        |
| Nominal lamp power | 11 W    | LOR         | 89%    |
| Lamp flux          | 1035 lm | Total flux  | 916 lm |
| Luminous efficacy  | 94 lm/W | Total power | 11 W   |
| CCT                | 2700 K  |             |        |
| CRI                | 80      |             |        |

## Light output 3



|                    |         |             |        |
|--------------------|---------|-------------|--------|
| 1 x LED            |         |             |        |
| Nominal lamp power | 11 W    | LOR         | 89%    |
| Lamp flux          | 1035 lm | Total flux  | 916 lm |
| Luminous efficacy  | 94 lm/W | Total power | 11 W   |
| CCT                | 2700 K  |             |        |
| CRI                | 80      |             |        |

Light output 4



|                    |         |             |        |
|--------------------|---------|-------------|--------|
| 1 x LED            |         |             |        |
| Nominal lamp power | 11 W    | LOR         | 89%    |
| Lamp flux          | 1035 lm | Total flux  | 916 lm |
| Luminous efficacy  | 94 lm/W | Total power | 11 W   |
| CCT                | 2700 K  |             |        |
| CRI                | 80      |             |        |

Mounting mode

Pendant, Table luminaire

Shape and measurements

Length: 17.72 in  
Width: 17.68 in  
Height: 12.76 in

Adjustability

Fixed

Electric

System power: 44 W  
Appliance Class: II

Protection

IP: 20