

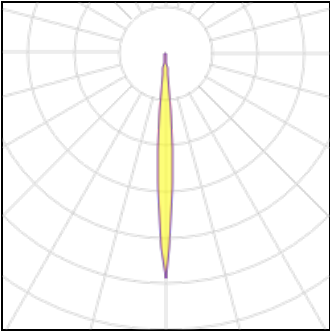
# Product data sheet

IMAX II ROUND ADJUSTABLE TRIMLESS CL 9276  
24224 9210-R  
DELTA LIGHT

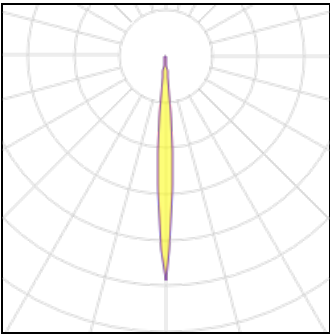


Luminaire, ceiling recessed (indoor use) from Deltalight, named iMAX II ROUND ADJUSTABLE TRIMLESS CL 9276. For recessed mounting, a round opening (for installing a custom mounting kit) is needed and a min. depth for recessing of 145 mm. This luminaire is equipped with LED array 2-3,2W / CRI>90 / 2700K / 201-280lm with an optional driver, suitable for currents of 700mA to 1050mA. Light distributor: lens 6°.

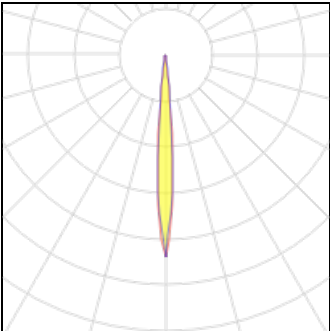
## Light output 1



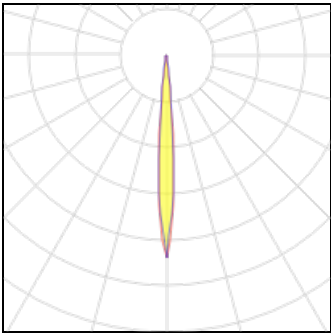
1 x LED			
Nominal lamp power	3 W	LOR	73%
Lamp flux	280 lm	Total flux	204 lm
Luminous efficacy	93 lm/W	Total power	3 W
CCT	2700 K		
CRI	90		



1 x LED			
Nominal lamp power	2 W	LOR	73%
Lamp flux	201 lm	Total flux	146 lm
Luminous efficacy	100 lm/W	Total power	2 W
CCT	2700 K		
CRI	90		



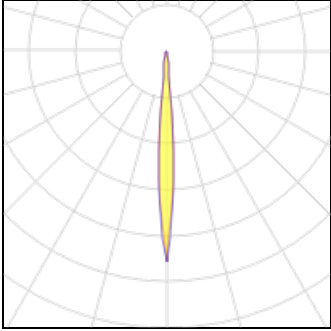
1 x LED			
Nominal lamp power	3 W	LOR	73%
Lamp flux	280 lm	Total flux	204 lm
Luminous efficacy	93 lm/W	Total power	3 W
CCT	2700 K		
CRI	90		



**1 x LED**

Nominal lamp power	2 W
Lamp flux	201 lm
Luminous efficacy	100 lm/W
CCT	2700 K
CRI	90

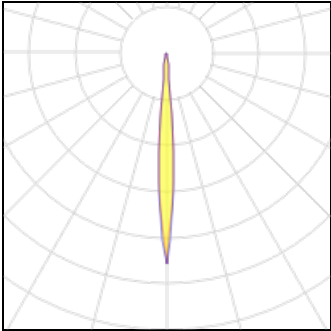
LOR	73%
Total flux	146 lm
Total power	2 W



**1 x LED**

Nominal lamp power	3 W
Lamp flux	280 lm
Luminous efficacy	93 lm/W
CCT	2700 K
CRI	90

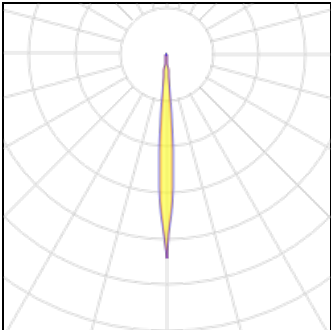
LOR	73%
Total flux	204 lm
Total power	3 W



**1 x LED**

Nominal lamp power	2 W
Lamp flux	201 lm
Luminous efficacy	100 lm/W
CCT	2700 K
CRI	90

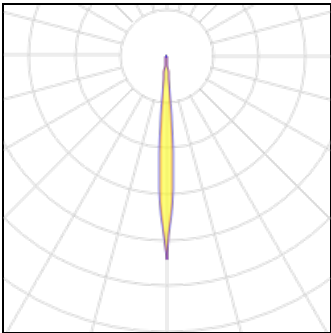
LOR	73%
Total flux	146 lm
Total power	2 W



**1 x LED**

Nominal lamp power	3 W
Lamp flux	280 lm
Luminous efficacy	93 lm/W
CCT	2700 K
CRI	90

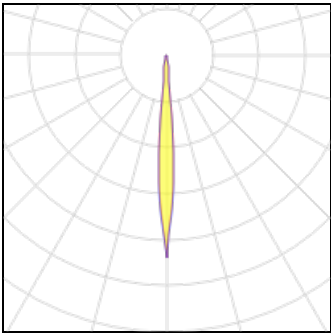
LOR	73%
Total flux	204 lm
Total power	3 W



**1 x LED**

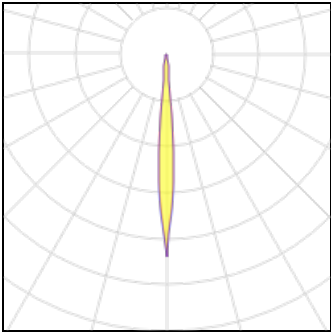
Nominal lamp power	2 W
Lamp flux	201 lm
Luminous efficacy	100 lm/W
CCT	2700 K
CRI	90

LOR	73%
Total flux	146 lm
Total power	2 W



**1 x LED**

Nominal lamp power	3 W	LOR	73%
Lamp flux	280 lm	Total flux	204 lm
Luminous efficacy	93 lm/W	Total power	3 W
CCT	2700 K		
CRI	90		



**1 x LED**

Nominal lamp power	2 W	LOR	73%
Lamp flux	201 lm	Total flux	146 lm
Luminous efficacy	100 lm/W	Total power	2 W
CCT	2700 K		
CRI	90		

**Mounting mode**

Ceiling recessed

**Shape and measurements**

Height: 0.04 in  
Diameter: 4.02 in  
Weight: 0.3 kg

**Electric**

System power: 2-3 W  
Appliance Class: II

**Protection**

IP: 20  
Designation labels: CE