

Product data sheet

A.24 SOSP 360 1500 SHARP FL2700 BSV
AQ75515
ARTEMIDE



IP
20

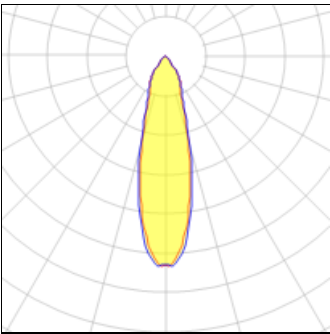
A.24 SOSP 360 1500 SHARP FL2700 BSV

Light output 1 (integrated)



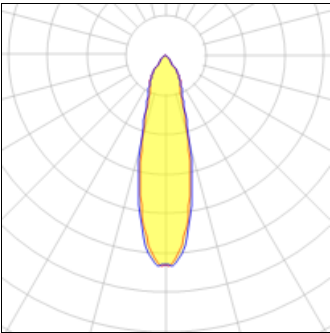
Lamp type	LED	CCT	2700 K
Nominal lamp power	2.59 W	CRI	90
Total flux	191 lm	LOR	100%
Luminous efficacy	74 lm/W	Total power	2.59 W

Light output 2 (integrated)



Lamp type	LED	CCT	2700 K
Nominal lamp power	2.59 W	CRI	90
Total flux	191 lm	LOR	100%
Luminous efficacy	74 lm/W	Total power	2.59 W

Light output 3 (integrated)



Lamp type	LED	CCT	2700 K
Nominal lamp power	2.59 W	CRI	90
Total flux	191 lm	LOR	100%
Luminous efficacy	74 lm/W	Total power	2.59 W

Light output 4 (integrated)



Lamp type	LED	CCT	2700 K
Nominal lamp power	2.59 W	CRI	90
Total flux	191 lm	LOR	100%
Luminous efficacy	74 lm/W	Total power	2.59 W

Light output 5 (integrated)



Lamp type	LED	CCT	2700 K
Nominal lamp power	2.59 W	CRI	90
Total flux	191 lm	LOR	100%
Luminous efficacy	74 lm/W	Total power	2.59 W

Light output 6 (integrated)



Lamp type	LED	CCT	2700 K
Nominal lamp power	2.59 W	CRI	90
Total flux	191 lm	LOR	100%
Luminous efficacy	74 lm/W	Total power	2.59 W

Light output 7 (integrated)



Lamp type	LED	CCT	2700 K
Nominal lamp power	2.59 W	CRI	90
Total flux	191 lm	LOR	100%
Luminous efficacy	74 lm/W	Total power	2.59 W

Light output 8 (integrated)



Lamp type	LED	CCT	2700 K
Nominal lamp power	2.59 W	CRI	90
Total flux	191 lm	LOR	100%
Luminous efficacy	74 lm/W	Total power	2.59 W

Light output 9 (integrated)



Lamp type	LED	CCT	2700 K
Nominal lamp power	2.59 W	CRI	90
Total flux	191 lm	LOR	100%
Luminous efficacy	74 lm/W	Total power	2.59 W

Light output 10 (integrated)



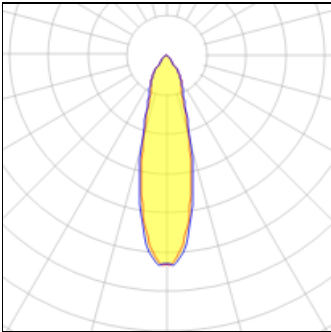
Lamp type	LED	CCT	2700 K
Nominal lamp power	2.59 W	CRI	90
Total flux	191 lm	LOR	100%
Luminous efficacy	74 lm/W	Total power	2.59 W

Light output 11 (integrated)



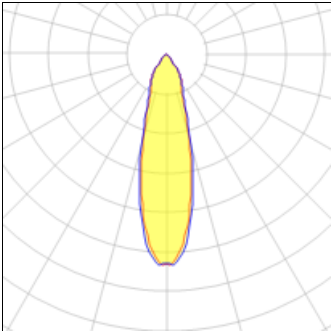
Lamp type	LED	CCT	2700 K
Nominal lamp power	2.59 W	CRI	90
Total flux	191 lm	LOR	100%
Luminous efficacy	74 lm/W	Total power	2.59 W

Light output 12 (integrated)



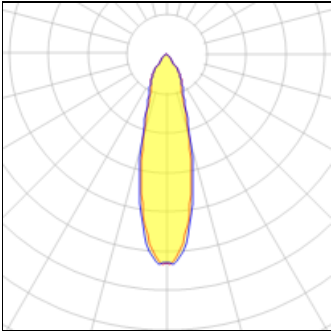
Lamp type	LED	CCT	2700 K
Nominal lamp power	2.59 W	CRI	90
Total flux	191 lm	LOR	100%
Luminous efficacy	74 lm/W	Total power	2.59 W

Light output 13 (integrated)



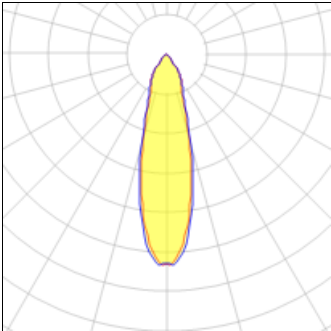
Lamp type	LED	CCT	2700 K
Nominal lamp power	2.59 W	CRI	90
Total flux	191 lm	LOR	100%
Luminous efficacy	74 lm/W	Total power	2.59 W

Light output 14 (integrated)



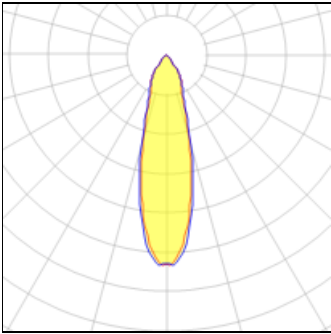
Lamp type	LED	CCT	2700 K
Nominal lamp power	2.59 W	CRI	90
Total flux	191 lm	LOR	100%
Luminous efficacy	74 lm/W	Total power	2.59 W

Light output 15 (integrated)



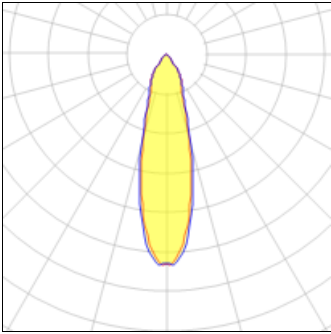
Lamp type	LED	CCT	2700 K
Nominal lamp power	2.59 W	CRI	90
Total flux	191 lm	LOR	100%
Luminous efficacy	74 lm/W	Total power	2.59 W

Light output 16 (integrated)



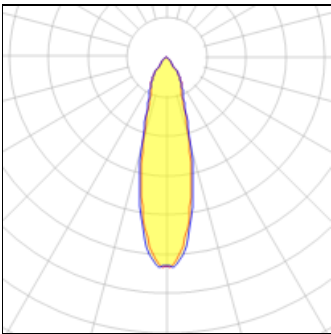
Lamp type	LED	CCT	2700 K
Nominal lamp power	2.59 W	CRI	90
Total flux	191 lm	LOR	100%
Luminous efficacy	74 lm/W	Total power	2.59 W

Light output 17 (integrated)



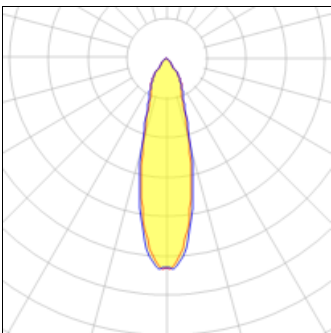
Lamp type	LED	CCT	2700 K
Nominal lamp power	2.59 W	CRI	90
Total flux	191 lm	LOR	100%
Luminous efficacy	74 lm/W	Total power	2.59 W

Light output 18 (integrated)



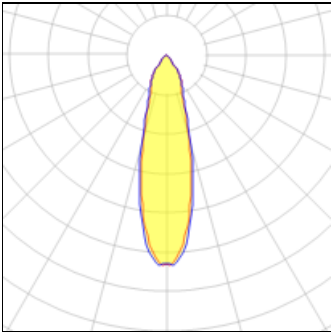
Lamp type	LED	CCT	2700 K
Nominal lamp power	2.59 W	CRI	90
Total flux	191 lm	LOR	100%
Luminous efficacy	74 lm/W	Total power	2.59 W

Light output 19 (integrated)



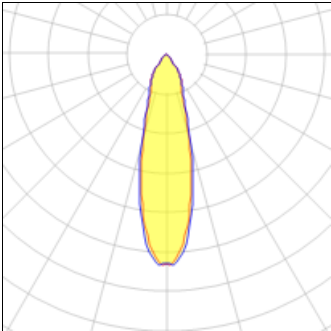
Lamp type	LED	CCT	2700 K
Nominal lamp power	2.59 W	CRI	90
Total flux	191 lm	LOR	100%
Luminous efficacy	74 lm/W	Total power	2.59 W

Light output 20 (integrated)



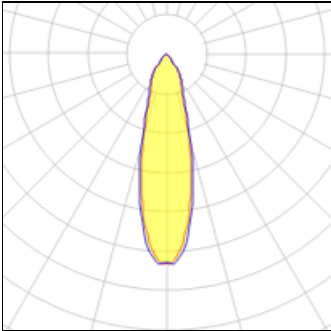
Lamp type	LED	CCT	2700 K
Nominal lamp power	2.59 W	CRI	90
Total flux	191 lm	LOR	100%
Luminous efficacy	74 lm/W	Total power	2.59 W

Light output 21 (integrated)



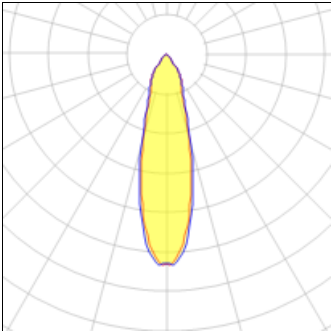
Lamp type	LED	CCT	2700 K
Nominal lamp power	2.59 W	CRI	90
Total flux	191 lm	LOR	100%
Luminous efficacy	74 lm/W	Total power	2.59 W

Light output 22 (integrated)



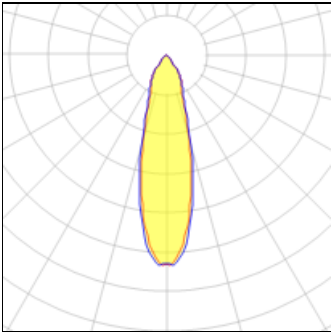
Lamp type	LED	CCT	2700 K
Nominal lamp power	2.59 W	CRI	90
Total flux	191 lm	LOR	100%
Luminous efficacy	74 lm/W	Total power	2.59 W

Light output 23 (integrated)



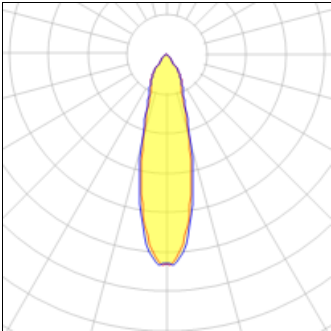
Lamp type	LED	CCT	2700 K
Nominal lamp power	2.59 W	CRI	90
Total flux	191 lm	LOR	100%
Luminous efficacy	74 lm/W	Total power	2.59 W

Light output 24 (integrated)



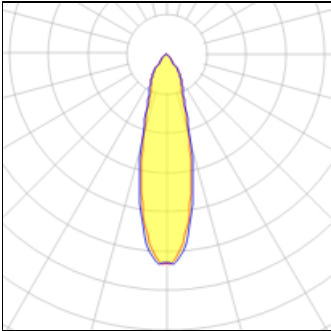
Lamp type	LED	CCT	2700 K
Nominal lamp power	2.59 W	CRI	90
Total flux	191 lm	LOR	100%
Luminous efficacy	74 lm/W	Total power	2.59 W

Light output 25 (integrated)



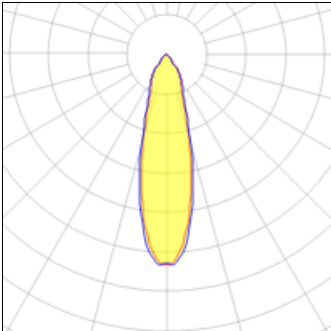
Lamp type	LED	CCT	2700 K
Nominal lamp power	2.59 W	CRI	90
Total flux	191 lm	LOR	100%
Luminous efficacy	74 lm/W	Total power	2.59 W

Light output 26 (integrated)



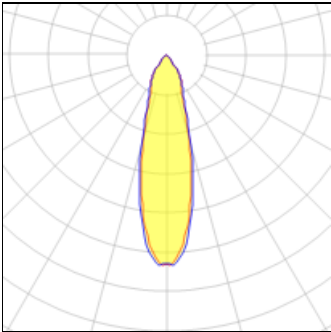
Lamp type	LED	CCT	2700 K
Nominal lamp power	2.59 W	CRI	90
Total flux	191 lm	LOR	100%
Luminous efficacy	74 lm/W	Total power	2.59 W

Light output 27 (integrated)



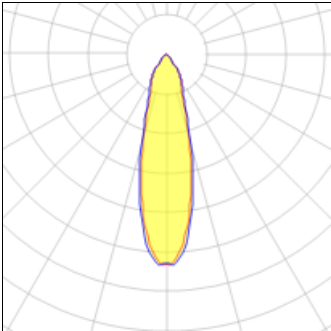
Lamp type	LED	CCT	2700 K
Nominal lamp power	2.59 W	CRI	90
Total flux	191 lm	LOR	100%
Luminous efficacy	74 lm/W	Total power	2.59 W

Light output 28 (integrated)



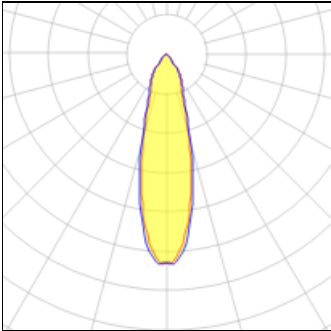
Lamp type	LED	CCT	2700 K
Nominal lamp power	2.59 W	CRI	90
Total flux	191 lm	LOR	100%
Luminous efficacy	74 lm/W	Total power	2.59 W

Light output 29 (integrated)



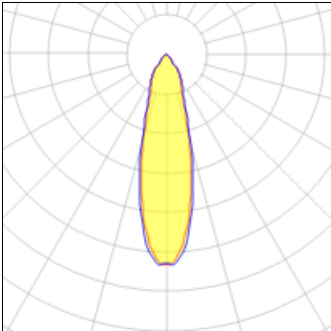
Lamp type	LED	CCT	2700 K
Nominal lamp power	2.59 W	CRI	90
Total flux	191 lm	LOR	100%
Luminous efficacy	74 lm/W	Total power	2.59 W

Light output 30 (integrated)



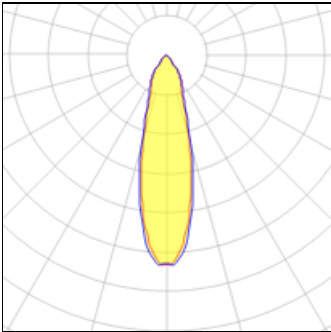
Lamp type	LED	CCT	2700 K
Nominal lamp power	2.59 W	CRI	90
Total flux	191 lm	LOR	100%
Luminous efficacy	74 lm/W	Total power	2.59 W

Light output 31 (integrated)



Lamp type	LED	CCT	2700 K
Nominal lamp power	2.59 W	CRI	90
Total flux	191 lm	LOR	100%
Luminous efficacy	74 lm/W	Total power	2.59 W

Light output 32 (integrated)



Lamp type	LED	CCT	2700 K
Nominal lamp power	2.59 W	CRI	90
Total flux	191 lm	LOR	100%
Luminous efficacy	74 lm/W	Total power	2.59 W

Mounting mode

Pendant

Shape and measurements

Length: 60.08 in

Width: 60.12 in

Height: 2.14 in

Adjustability

Fixed

Electric

System power: 83 W

Protection

IP: 20