

# Product data sheet

CF5769  
FLUSH CEILING FITTING  
FRANKLITE



IP  
20

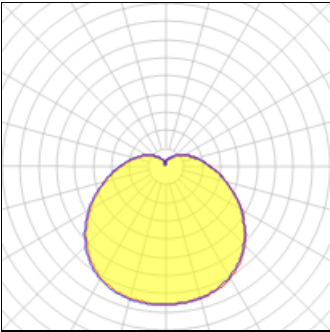
Tangent Flush CeilingFitting` in rose goldmetal, white inside, with an acrylic diffuser at the base.

## Light output 1 (integrated)



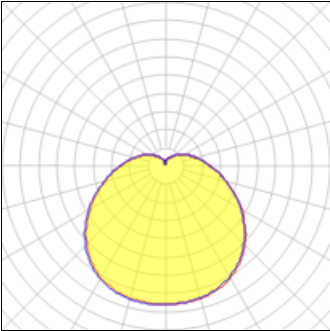
Lamp type	LED	CCT	3000 K
Nominal lamp power	11 W	CRI	80
Total flux	769 lm	LOR	100%
Luminous efficacy	70 lm/W	ULOR	20%
		Total power	11 W

## Light output 2 (integrated)



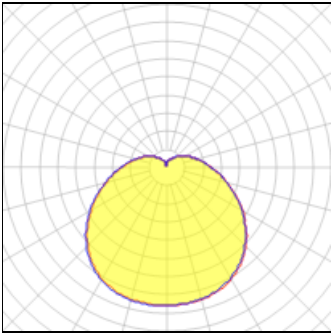
Lamp type	LED	CCT	3000 K
Nominal lamp power	11 W	CRI	80
Total flux	769 lm	LOR	100%
Luminous efficacy	70 lm/W	ULOR	20%
		Total power	11 W

## Light output 3 (integrated)



Lamp type	LED	CCT	3000 K
Nominal lamp power	11 W	CRI	80
Total flux	769 lm	LOR	100%
Luminous efficacy	70 lm/W	ULOR	20%
		Total power	11 W

Light output 4 (integrated)



Lamp type	LED	CCT	3000 K
Nominal lamp power	11 W	CRI	80
Total flux	769 lm	LOR	100%
Luminous efficacy	70 lm/W	ULOR	20%
		Total power	11 W

Mounting mode

Ceiling mounted

Shape and measurements

Length: 16.34 in

Width: 16.34 in

Height: 7.71 in

Adjustability

Fixed

Electric

System power: 44 W

Protection

IP: 20