


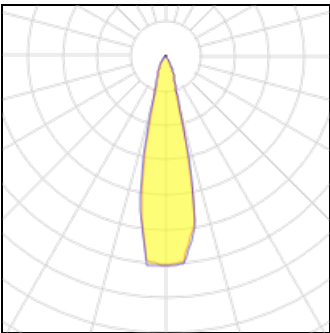
Product data sheet

MAXI CORE - POLE LIGHT / DOUBLE SIDED
7227-6-3-507-XX
UNILAMP



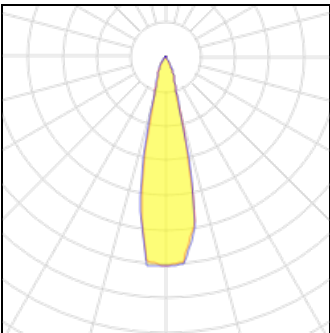
Description Characterized by clean and clear-cut lines CORE is a family of square wall and ceiling as well as bollard and pole lights. CORE is available in 2 sizes and is operated with High Lumen Output LED. With the energy-efficient COB LED from Citizen, clients can enjoy the same or even higher lighting levels when compared to metal halide lamps with less energy consumption. The computer-aided-design of the parabolic reflector provides efficient light emission and distribution. The housing is dust and water protected through the extensive engineering design and testing. CORE is recommended to illuminate columns, facades, walkways and various architectural design works. The bollard and pole light version gives a great level of downward light in respect to the lighting pollution issue. Spec • Designed, Manufactured and Tested according to IEC 60598-1, IEC 60598-2-1, IEC 60598-2-2 and VDE regulations. • LM6 Die Cast Aluminium and Extruded Aluminium body. • Stainless steel screws. • Nano Ceramic surface conversion. • Double layer coating. • Safety glass cover. • Post-cured silicone gasket. • High quality LED module and driver. • High efficiency reflector. • Weather proof grommet. • GFR PA6.6 terminal block. • Installation work has to be carried on according to the enclosed installation manual.

Light output 1



1 x LED			
Nominal lamp power	70 W	LOR	63%
Lamp flux	9300 lm	Total flux	5840 lm
Luminous efficacy	133 lm/W	Total power	78 W
CCT	2700 K		
CRI	80		

Light output 2



1 x LED			
Nominal lamp power	70 W	LOR	63%
Lamp flux	9300 lm	Total flux	5840 lm
Luminous efficacy	133 lm/W	Total power	78 W
CCT	2700 K		
CRI	80		

Mounting mode

Pole top mounted

Electric

System power: 156 W

Appliance Class: I

Shape and measurements

Length: 5.92 in
Width: 21.27 in
Height: 137.87 in

Adjustability

Fixed

Protection

IP: 65
IK: 07