

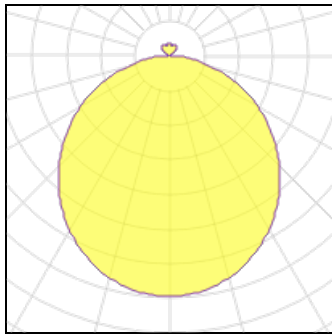
Product data sheet

MEDO® 60
1007324
SLV



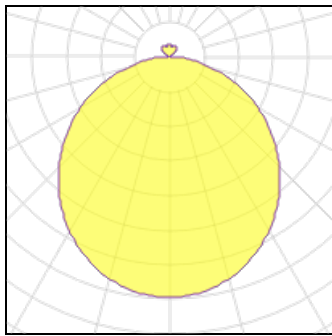
The new MEDO® sets standards and impresses with a longer service life, better energy efficiency and a higher indirect light component. The improved protection code IP50 and an outstanding CRI>90 colour reproduction index ensure exceptional quality. Three elegant casing colours and a CCT switch that enables you to choose between 2700 K, 3000 K and 4000 K lets you personalise your lighting situation. And thanks to EasyBase, installation is as simple as it is fast.

Light output 1



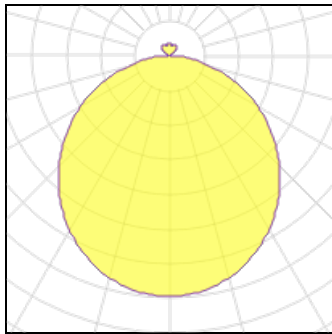
1 x LED

Nominal lamp power	38.2 W	LOR	100%
Lamp flux	4578 lm	ULOR	5%
Luminous efficacy	120 lm/W	Total flux	4578 lm
CCT	3966 K	Total power	38.2 W
CRI	91		



1 x LED

Nominal lamp power	35.5 W	LOR	100%
Lamp flux	4267 lm	ULOR	5%
Luminous efficacy	120 lm/W	Total flux	4267 lm
CCT	3029 K	Total power	35.5 W
CRI	91		



1 x LED

Nominal lamp power	36 W	LOR	100%
Lamp flux	4053 lm	ULOR	5%
Luminous efficacy	113 lm/W	Total flux	4053 lm
CCT	2687 K	Total power	36 W
CRI	90		

Mounting mode

Ceiling mounted, Pendant

Electric

System power: 35.5-38.2 W

Appliance Class: I

Shape and measurements

Height: 4.92 in

Diameter: 23.62 in

Weight: 4.6 kg

Adjustability

Fixed

Protection

IP: 50