

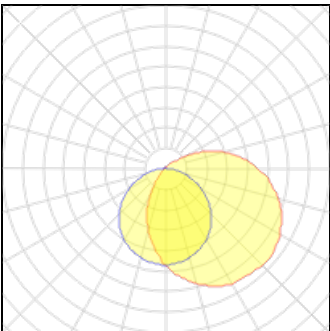
# Product data sheet

CURIE GLASS 260MM  
05-E139-J6-EH  
LEDSC4

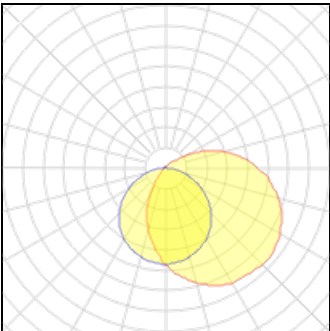


LedsC4 Curie Glass 260mm 05-E139-J6-EH Wall fixture for outdoor use. For frontal lighting and downlighting. Structure material: Aluminium. Structure finish: Brown. Diffuser material: Glass. Diffuser finish: Opal. UV protection. Warranty: 5 Years. Product net weight (Kg): 1.6 Product width or diameter (mm): 260 Product height (mm): 130 Product aperture (mm): 130 Class 1. IP: IP65. IK: IK05. LED. No. of lampholders or LEDs: 1. LED brand: OSRAM. Maximum power of light source: 12.4W. Colour temperature: SW 2700-3200-4000K. Colour rendering index: 80. MacAdam Steps: 3. Hours of life: 50.000h L80B20. UGR: 1.4. Photobiological risk: RG0. Real flux (lm): 792. Real lm/W: 55. Voltage / frequency range: 100-277/50-60Hz. Voltage: 3. LED brand: OSRAM. Colour temperature: SW 2700-3200-4000K. Colour rendering index: 80. MacAdam Steps: 3. Hours of life: 50.000h L80B20. UGR: 1.4. Photobiological risk: RG0. Real flux (lm): 792. Real lm/W: 55. Voltage: 3. Equipment included: Yes. Total power: 14.4. Power factor: 0.88. Dimmable equipment included: ON-OFF.

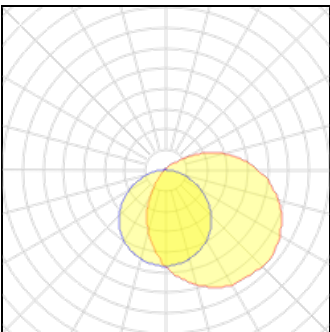
## Light output 1



1 x LED			
Nominal lamp power	14.9 W	LOR	100%
Lamp flux	786 lm	ULOR	13%
Luminous efficacy	53 lm/W	Total flux	786 lm
CCT	3600 K	Total power	14.9 W
CRI	80		



1 x LED			
Nominal lamp power	14.9 W	LOR	100%
Lamp flux	792 lm	ULOR	13%
Luminous efficacy	53 lm/W	Total flux	792 lm
CCT	3000 K	Total power	14.9 W
CRI	80		



1 x LED			
Nominal lamp power	14.9 W	LOR	100%
Lamp flux	691 lm	ULOR	13%
Luminous efficacy	46 lm/W	Total flux	691 lm
CCT	2700 K	Total power	14.9 W
CRI	80		

**Mounting mode**

Wall mounted

**Shape and measurements**

Length: 10.24 in

Width: 5.08 in

Height: 5.12 in

**Adjustability**

Fixed

**Electric**

System power: 14.9 W

Appliance Class: I

**Protection**

IP: 65

IK: 05