

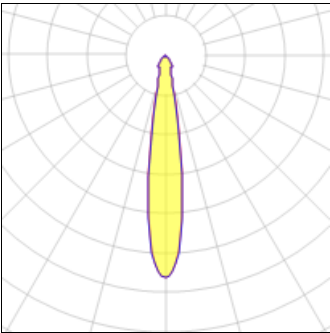
Product data sheet

SMART KUP 160 IP55 LED GE 2700K SPOT BLACK STRUC
13024032
MODULAR

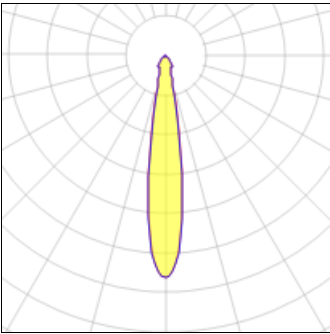


Subtle lighting Smart kup is one of the 3 forms of the Smart family. The cone of the Smart kup ends in a fine trim. A trim particular Modular. The same subtle trim is used in several other Modular luminaires. The Smart family's styling is based on our most popular designs. Concretely this means that the luminaires consist of a light source (LED or halogen) which can be combined with one of three trims to suit your needs. The new spotlights can be combined with Smart mask, Smart surface box or surface tubed to form the perfect solution for any interior. Choose a white, black or gold finishing. Also available in different sizes, fix and adjustable, IP version, ...

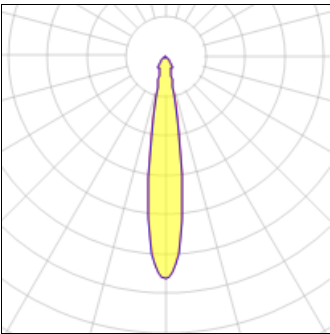
Light output 1



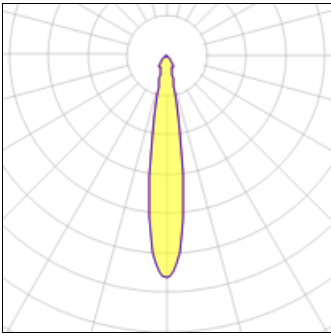
1 x LED			
Nominal lamp power	36.3 W	LOR	90%
Lamp flux	3949 lm	Total flux	3545 lm
Luminous efficacy	98 lm/W	Total power	36.3 W
CCT	2700 K		
CRI	90		



1 x LED			
Nominal lamp power	30.8 W	LOR	90%
Lamp flux	3415 lm	Total flux	3065 lm
Luminous efficacy	100 lm/W	Total power	30.8 W
CCT	2700 K		
CRI	90		

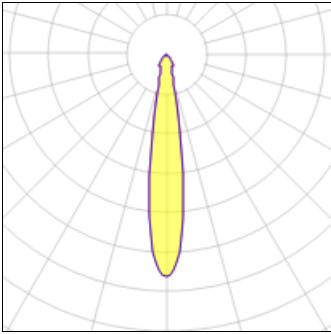


1 x LED			
Nominal lamp power	23.5 W	LOR	90%
Lamp flux	2751 lm	Total flux	2469 lm
Luminous efficacy	105 lm/W	Total power	23.5 W
CCT	2700 K		
CRI	90		



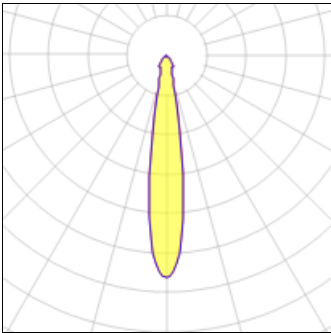
1 x LED

Nominal lamp power	16 W	LOR	90%
Lamp flux	2020 lm	Total flux	1813 lm
Luminous efficacy	113 lm/W	Total power	16 W
CCT	2700 K		
CRI	90		



1 x LED

Nominal lamp power	49.7 W	LOR	90%
Lamp flux	5107 lm	Total flux	4584 lm
Luminous efficacy	92 lm/W	Total power	49.7 W
CCT	2700 K		
CRI	90		



1 x LED

Nominal lamp power	42 W	LOR	90%
Lamp flux	4436 lm	Total flux	3982 lm
Luminous efficacy	95 lm/W	Total power	42 W
CCT	2700 K		
CRI	90		

Mounting mode

Ceiling recessed

Shape and measurements

Length: 6.30 in

Width: 6.30 in

Height: 5.08 in

Weight: 0.91 kg

Adjustability

Fixed

Electric

System power: 16-49.7 W

Appliance Class: II

Protection

IP: 55