

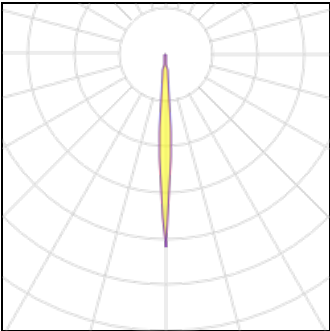
# Product data sheet

IMAX II ROUND ADJUSTABLE CL 9306  
24220 9310  
DELTA LIGHT

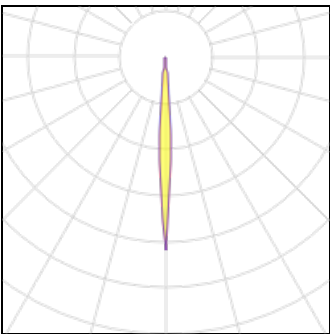


Luminaire, ceiling recessed (indoor use) from Deltalight, named iMAX II ROUND ADJUSTABLE CL 9306, available in the colour(s): black, white. For recessed mounting, a round opening with a diameter of 98 mm is needed and a min. depth for recessing of 110 mm. This luminaire is equipped with LED array 2-3,2W / CRI>90 / 3000K / 229-319lm with an optional driver, suitable for currents of 700mA to 1050mA. Light distributor: lens 6°.

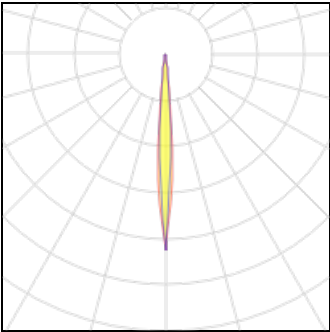
## Light output 1



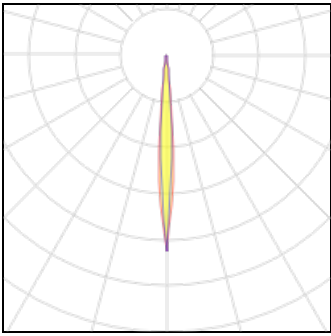
1 x LED			
Nominal lamp power	3 W	LOR	73%
Lamp flux	319 lm	Total flux	232 lm
Luminous efficacy	106 lm/W	Total power	3 W
CCT	3000 K		
CRI	90		



1 x LED			
Nominal lamp power	2 W	LOR	73%
Lamp flux	229 lm	Total flux	167 lm
Luminous efficacy	114 lm/W	Total power	2 W
CCT	3000 K		
CRI	90		



1 x LED			
Nominal lamp power	3 W	LOR	73%
Lamp flux	319 lm	Total flux	232 lm
Luminous efficacy	106 lm/W	Total power	3 W
CCT	3000 K		
CRI	90		



1 x LED			
Nominal lamp power	2 W	LOR	73%
Lamp flux	229 lm	Total flux	167 lm
Luminous efficacy	114 lm/W	Total power	2 W
CCT	3000 K		
CRI	90		

**Mounting mode**

Ceiling recessed

**Shape and measurements**

Height: 0.08 in  
Diameter: 4.17 in  
Weight: 0.4 kg

**Electric**

System power: 2-3 W  
Appliance Class: II

**Protection**

IP: 54  
Designation labels: CE