

Product data sheet

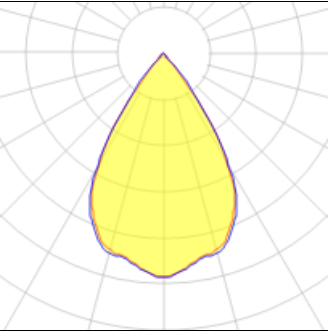
A.24 SOSP.MOD.D.SHARP4000K XF 1176 BCOP
AQ44118
ARTEMIDE



IP
20

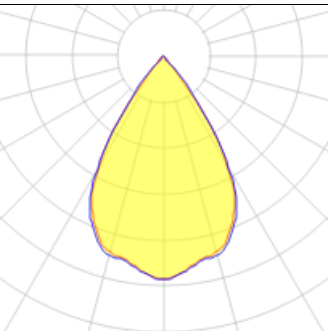
A.24 SOSP.MOD.D.SHARP4000K XF 1176 BCOP

Light output 1 (integrated)



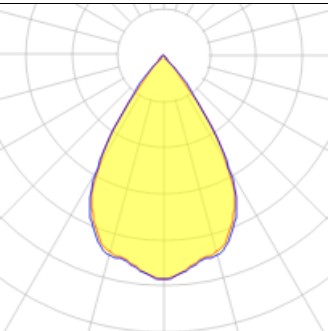
| | | | |
|--------------------|---------|-------------|--------|
| Lamp type | LED | CCT | 4000 K |
| Nominal lamp power | 2.75 W | CRI | 90 |
| Total flux | 232 lm | LOR | 100% |
| Luminous efficacy | 84 lm/W | Total power | 2.75 W |

Light output 2 (integrated)



| | | | |
|--------------------|---------|-------------|--------|
| Lamp type | LED | CCT | 4000 K |
| Nominal lamp power | 2.75 W | CRI | 90 |
| Total flux | 232 lm | LOR | 100% |
| Luminous efficacy | 84 lm/W | Total power | 2.75 W |

Light output 3 (integrated)



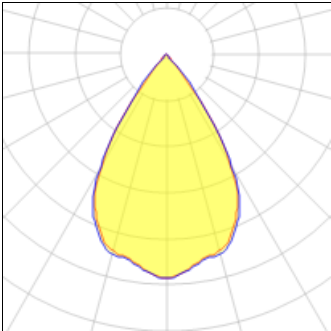
| | | | |
|--------------------|---------|-------------|--------|
| Lamp type | LED | CCT | 4000 K |
| Nominal lamp power | 2.75 W | CRI | 90 |
| Total flux | 232 lm | LOR | 100% |
| Luminous efficacy | 84 lm/W | Total power | 2.75 W |

Light output 4 (integrated)



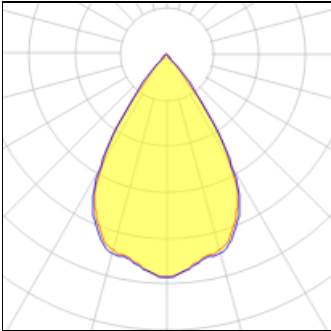
| | | | |
|--------------------|---------|-------------|--------|
| Lamp type | LED | CCT | 4000 K |
| Nominal lamp power | 2.75 W | CRI | 90 |
| Total flux | 232 lm | LOR | 100% |
| Luminous efficacy | 84 lm/W | Total power | 2.75 W |

Light output 5 (integrated)



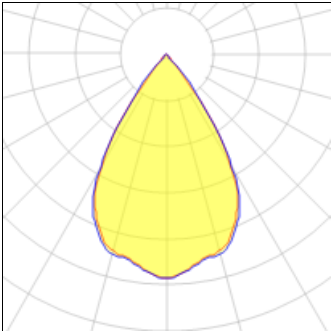
| | | | |
|--------------------|---------|-------------|--------|
| Lamp type | LED | CCT | 4000 K |
| Nominal lamp power | 2.75 W | CRI | 90 |
| Total flux | 232 lm | LOR | 100% |
| Luminous efficacy | 84 lm/W | Total power | 2.75 W |

Light output 6 (integrated)



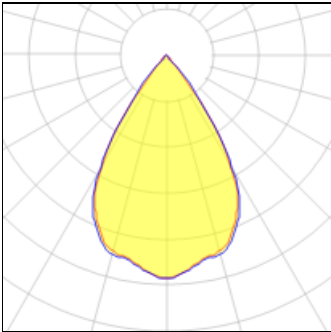
| | | | |
|--------------------|---------|-------------|--------|
| Lamp type | LED | CCT | 4000 K |
| Nominal lamp power | 2.75 W | CRI | 90 |
| Total flux | 232 lm | LOR | 100% |
| Luminous efficacy | 84 lm/W | Total power | 2.75 W |

Light output 7 (integrated)



| | | | |
|--------------------|---------|-------------|--------|
| Lamp type | LED | CCT | 4000 K |
| Nominal lamp power | 2.75 W | CRI | 90 |
| Total flux | 232 lm | LOR | 100% |
| Luminous efficacy | 84 lm/W | Total power | 2.75 W |

Light output 8 (integrated)



| | | | |
|--------------------|---------|-------------|--------|
| Lamp type | LED | CCT | 4000 K |
| Nominal lamp power | 2.75 W | CRI | 90 |
| Total flux | 232 lm | LOR | 100% |
| Luminous efficacy | 84 lm/W | Total power | 2.75 W |

Mounting mode

Pendant

Shape and measurements

Length: 1.06 in

Width: 46.30 in

Height: 2.13 in

Adjustability

Fixed

Electric

System power: 22 W

Protection

IP: 20