

# Product data sheet

FEMTOLINE 35 F HE DOWN-UP - PROFILE

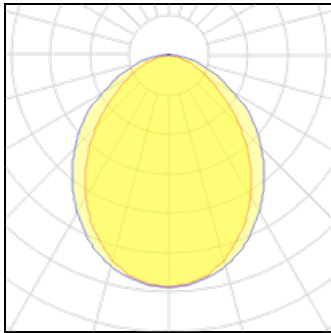
392 02 00 00

DELTA LIGHT



392 02 00 00 FEMTOLINE 35 F HE DOWN-UP - PROFILE

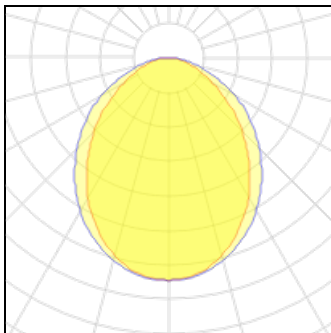
## Light output 1



1 x LED

Nominal lamp power 1.5 W  
 Lamp flux 181 lm  
 Luminous efficacy 121 lm/W  
 CCT 4000 K  
 CRI 90

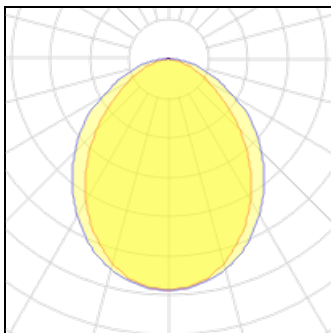
LOR 73%  
 Total flux 132 lm  
 Total power 1.8 W



1 x LED

Nominal lamp power 1.5 W  
 Lamp flux 181 lm  
 Luminous efficacy 121 lm/W  
 CCT 4000 K  
 CRI 90

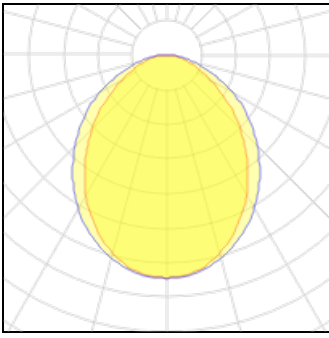
LOR 73%  
 Total flux 132 lm  
 Total power 1.8 W



1 x LED

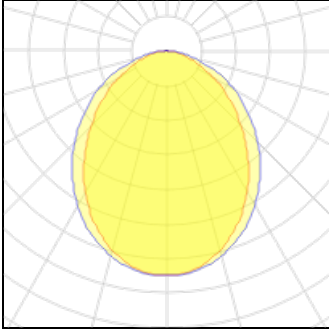
Nominal lamp power 0.5 W  
 Lamp flux 54 lm  
 Luminous efficacy 108 lm/W  
 CCT 4000 K  
 CRI 90

LOR 73%  
 Total flux 39 lm  
 Total power 0.6 W



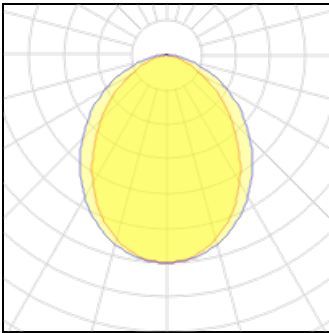
**1 x LED**

Nominal lamp power	0.5 W	LOR	73%
Lamp flux	54 lm	Total flux	39 lm
Luminous efficacy	108 lm/W	Total power	0.6 W
CCT	4000 K		
CRI	90		



**1 x LED**

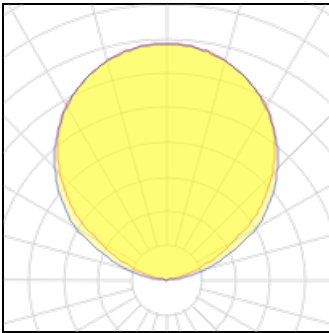
Nominal lamp power	2 W	LOR	73%
Lamp flux	244 lm	Total flux	178 lm
Luminous efficacy	122 lm/W	Total power	2.4 W
CCT	4000 K		
CRI	90		



**1 x LED**

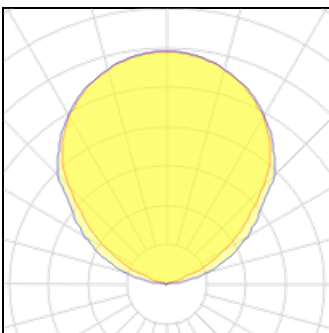
Nominal lamp power	2 W	LOR	73%
Lamp flux	244 lm	Total flux	178 lm
Luminous efficacy	122 lm/W	Total power	2.4 W
CCT	4000 K		
CRI	90		

**Light output 2**



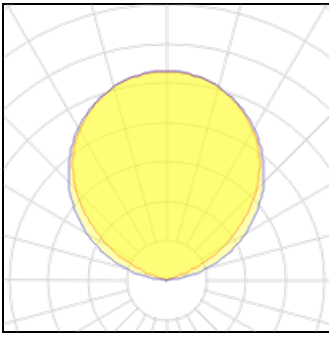
**1 x LED**

Nominal lamp power	2 W	LOR	73%
Lamp flux	244 lm	Total flux	178 lm
Luminous efficacy	122 lm/W	Total power	2.4 W
CCT	4000 K		
CRI	90		

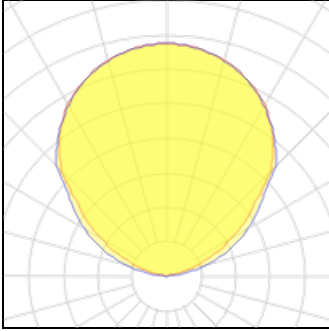


**1 x LED**

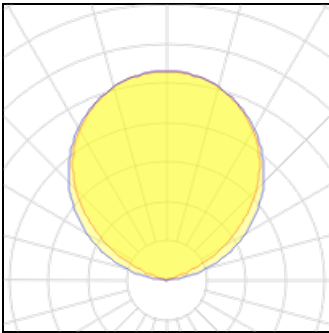
Nominal lamp power	2 W	LOR	73%
Lamp flux	244 lm	Total flux	178 lm
Luminous efficacy	122 lm/W	Total power	2.4 W
CCT	4000 K		
CRI	90		



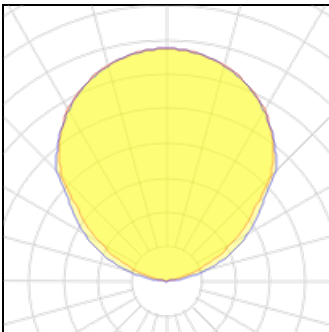
<b>1 x LED</b>			
Nominal lamp power	1.5 W	LOR	73%
Lamp flux	181 lm	Total flux	132 lm
Luminous efficacy	121 lm/W	Total power	1.8 W
CCT	4000 K		
CRI	90		



<b>1 x LED</b>			
Nominal lamp power	1.5 W	LOR	73%
Lamp flux	181 lm	Total flux	132 lm
Luminous efficacy	121 lm/W	Total power	1.8 W
CCT	4000 K		
CRI	90		



<b>1 x LED</b>			
Nominal lamp power	0.5 W	LOR	73%
Lamp flux	54 lm	Total flux	39 lm
Luminous efficacy	108 lm/W	Total power	0.6 W
CCT	4000 K		
CRI	90		



<b>1 x LED</b>			
Nominal lamp power	0.5 W	LOR	73%
Lamp flux	54 lm	Total flux	39 lm
Luminous efficacy	108 lm/W	Total power	0.6 W
CCT	4000 K		
CRI	90		

**Mounting mode**

Pendant

**Shape and measurements**

Length: 1.10 in

Width: 3.94 in

Height: 0.04 in

**Electric**

System power: 1.2-4.8 W

Appliance Class: II

**Protection**

Designation labels: CE