

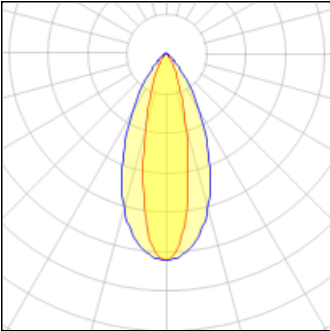
# Product data sheet

QUANTUM 1 CLUSTER COLUMN PROJECTORS  
QA-21014-E-40  
LIGMAN



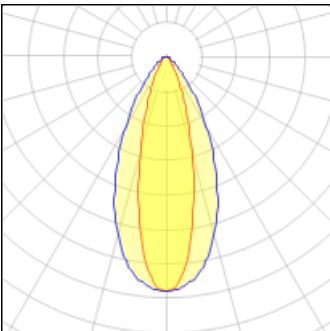
- Lamp LED - CRI Ra > 80 - MacAdam Ellipse 3 SDCM - Colour RGBW 30, 40 - Die-cast aluminium housing pre-treated before powder coating ensuring high corrosion resistance - Single cable entry - Through wiring on request - Stainless steel fasteners in grade 316 - Durable silicone rubber gasket - High-efficiency optical reflector or PMMA lens - Clear toughened glass - Integral control gear

## Light output 1 (integrated)



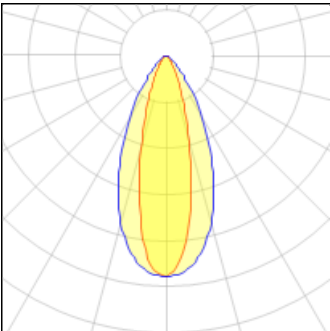
Lamp type	LED	CCT	4032 K
Nominal lamp power	9.1 W	CRI	80
Total flux	490 lm	LOR	100%
Luminous efficacy	54 lm/W	Total power	9.1 W

## Light output 2 (integrated)



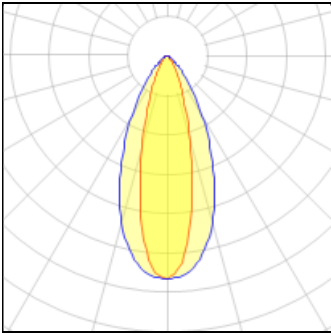
Lamp type	LED	CCT	0 K
Nominal lamp power	9.2 W	CRI	-50
Total flux	70 lm	LOR	100%
Luminous efficacy	8 lm/W	Total power	9.2 W

## Light output 3 (integrated)



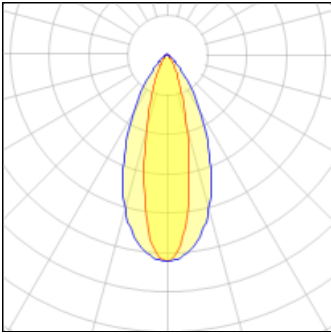
Lamp type	LED	CCT	7247 K
Nominal lamp power	9.3 W	CRI	-18
Total flux	480 lm	LOR	100%
Luminous efficacy	52 lm/W	Total power	9.3 W

Light output 4 (integrated)



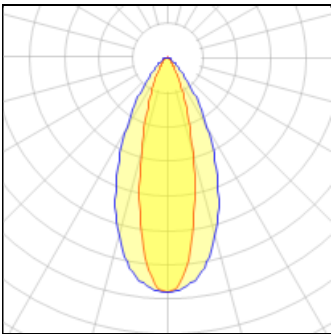
Lamp type	LED	CCT	0 K
Nominal lamp power	6.8 W	CRI	-29
Total flux	277 lm	LOR	100%
Luminous efficacy	41 lm/W	Total power	6.8 W

Light output 5 (integrated)



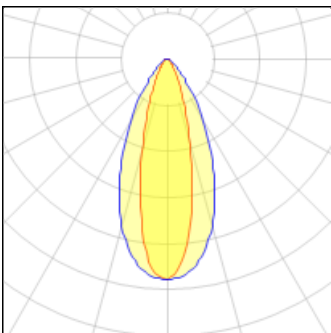
Lamp type	LED	CCT	4032 K
Nominal lamp power	9.1 W	CRI	80
Total flux	490 lm	LOR	100%
Luminous efficacy	54 lm/W	Total power	9.1 W

Light output 6 (integrated)



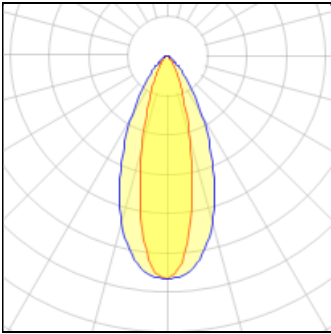
Lamp type	LED	CCT	0 K
Nominal lamp power	9.2 W	CRI	-50
Total flux	70 lm	LOR	100%
Luminous efficacy	8 lm/W	Total power	9.2 W

Light output 7 (integrated)



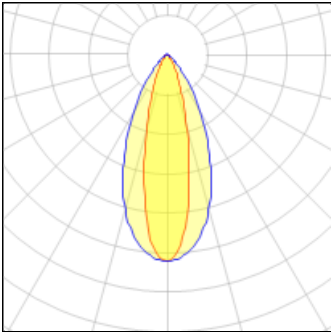
Lamp type	LED	CCT	7247 K
Nominal lamp power	9.3 W	CRI	-18
Total flux	480 lm	LOR	100%
Luminous efficacy	52 lm/W	Total power	9.3 W

Light output 8 (integrated)



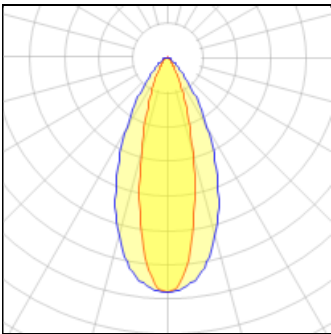
Lamp type	LED	CCT	0 K
Nominal lamp power	6.8 W	CRI	-29
Total flux	277 lm	LOR	100%
Luminous efficacy	41 lm/W	Total power	6.8 W

Light output 9 (integrated)



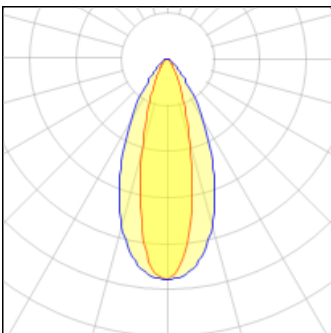
Lamp type	LED	CCT	4032 K
Nominal lamp power	9.1 W	CRI	80
Total flux	490 lm	LOR	100%
Luminous efficacy	54 lm/W	Total power	9.1 W

Light output 10 (integrated)



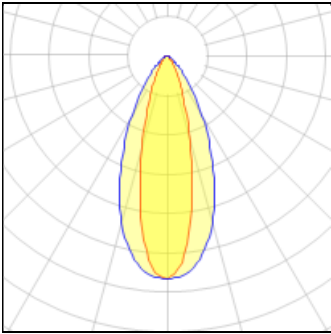
Lamp type	LED	CCT	0 K
Nominal lamp power	9.2 W	CRI	-50
Total flux	70 lm	LOR	100%
Luminous efficacy	8 lm/W	Total power	9.2 W

Light output 11 (integrated)



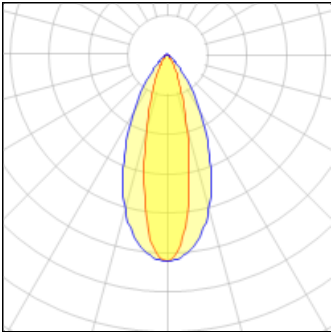
Lamp type	LED	CCT	4032 K
Nominal lamp power	9.3 W	CRI	91
Total flux	480 lm	LOR	100%
Luminous efficacy	52 lm/W	Total power	9.3 W

Light output 12 (integrated)



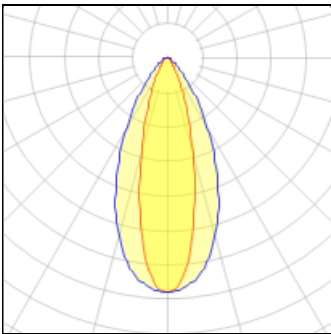
Lamp type	LED	CCT	0 K
Nominal lamp power	6.8 W	CRI	-29
Total flux	277 lm	LOR	100%
Luminous efficacy	41 lm/W	Total power	6.8 W

Light output 13 (integrated)



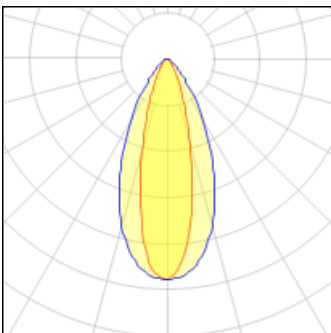
Lamp type	LED	CCT	4032 K
Nominal lamp power	9.1 W	CRI	80
Total flux	490 lm	LOR	100%
Luminous efficacy	54 lm/W	Total power	9.1 W

Light output 14 (integrated)



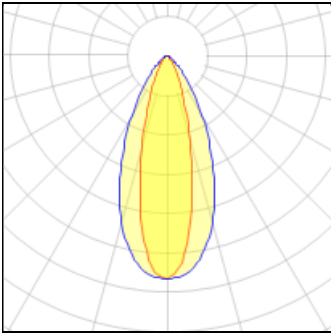
Lamp type	LED	CCT	0 K
Nominal lamp power	9.2 W	CRI	-50
Total flux	70 lm	LOR	100%
Luminous efficacy	8 lm/W	Total power	9.2 W

Light output 15 (integrated)



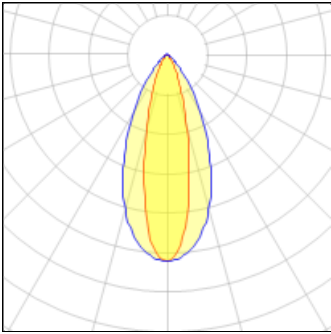
Lamp type	LED	CCT	7247 K
Nominal lamp power	9.3 W	CRI	-18
Total flux	480 lm	LOR	100%
Luminous efficacy	52 lm/W	Total power	9.3 W

Light output 16 (integrated)



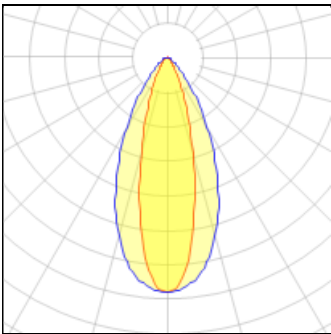
Lamp type	LED	CCT	0 K
Nominal lamp power	6.8 W	CRI	-29
Total flux	277 lm	LOR	100%
Luminous efficacy	41 lm/W	Total power	6.8 W

Light output 17 (integrated)



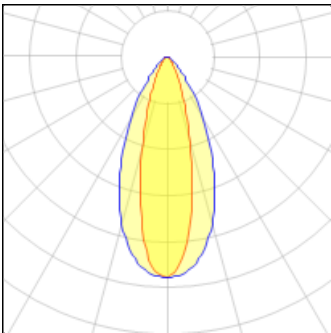
Lamp type	LED	CCT	4032 K
Nominal lamp power	9.1 W	CRI	80
Total flux	490 lm	LOR	100%
Luminous efficacy	54 lm/W	Total power	9.1 W

Light output 18 (integrated)



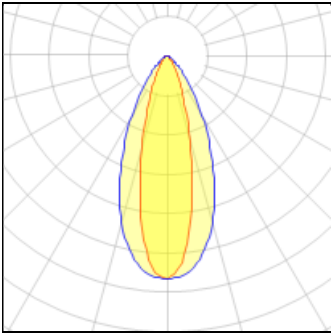
Lamp type	LED	CCT	0 K
Nominal lamp power	9.2 W	CRI	-50
Total flux	70 lm	LOR	100%
Luminous efficacy	8 lm/W	Total power	9.2 W

Light output 19 (integrated)



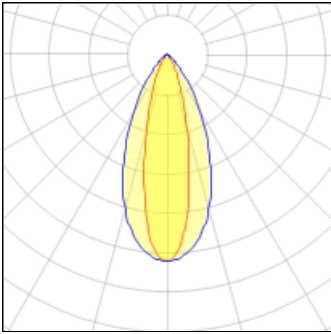
Lamp type	LED	CCT	7247 K
Nominal lamp power	9.3 W	CRI	-18
Total flux	480 lm	LOR	100%
Luminous efficacy	52 lm/W	Total power	9.3 W

Light output 20 (integrated)



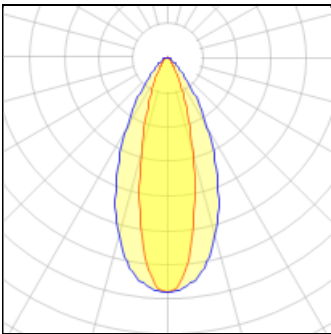
Lamp type	LED	CCT	0 K
Nominal lamp power	6.8 W	CRI	-29
Total flux	277 lm	LOR	100%
Luminous efficacy	41 lm/W	Total power	6.8 W

Light output 21 (integrated)



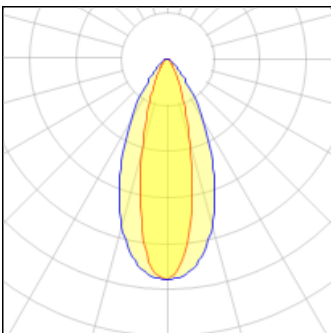
Lamp type	LED	CCT	4032 K
Nominal lamp power	9.1 W	CRI	80
Total flux	490 lm	LOR	100%
Luminous efficacy	54 lm/W	Total power	9.1 W

Light output 22 (integrated)



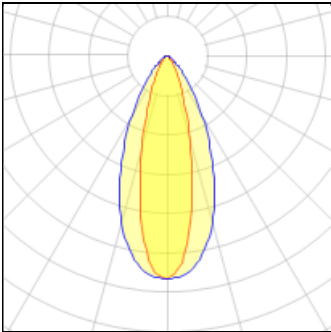
Lamp type	LED	CCT	0 K
Nominal lamp power	9.2 W	CRI	-50
Total flux	70 lm	LOR	100%
Luminous efficacy	8 lm/W	Total power	9.2 W

Light output 23 (integrated)



Lamp type	LED	CCT	7247 K
Nominal lamp power	9.3 W	CRI	-18
Total flux	480 lm	LOR	100%
Luminous efficacy	52 lm/W	Total power	9.3 W

Light output 24 (integrated)



Lamp type	LED	CCT	0 K
Nominal lamp power	6.8 W	CRI	-29
Total flux	277 lm	LOR	100%
Luminous efficacy	41 lm/W	Total power	6.8 W

Mounting mode

Standing / Bollard, Pole integrated

Shape and measurements

Height: 157.48 in  
Diameter: 31.77 in  
Weight: 47.5 kg

Adjustability

Fixed

Design

Color of housing: Black, White, Silver gray

Glare protection

Glare protection: UGR < 19

Electric

System power: 206.4 W  
Voltage: 230 V AC  
Ballast: ECG  
Controller: Dimmable 1..10V, DALI  
Appliance Class: I

Protection

IP: 66  
IK: 08  
Surface temperature: 40°C