

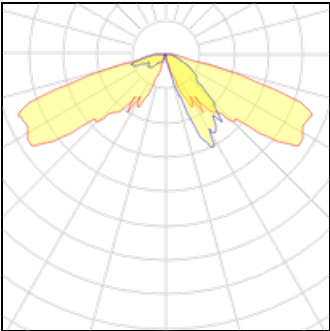
Product data sheet

WALL MOUNTED LUMINAIRE OSLO 650-2 - WITH LOUVERS 4000K
10.12430.0VXXX + 10.42400.0V001
HESS

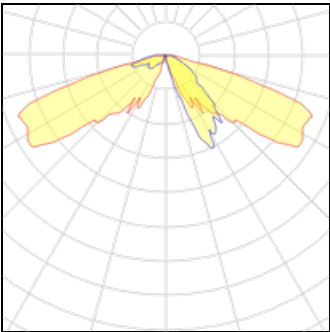


Round luminaire canopy, horizontally split in two, made of aluminium, plain coloured. Support elements made of aluminium, painted.
Cylindrical luminaire enclosure made of PMMA. Round luminaire body made of aluminium, optionally with or without louvres. 10.42400.0V001
PARALLEL ROHRE Wall bracket OSLO 650/650-2 Made of galvanised steel Overhanging 500 mm Colour: DB 703 or all RAL- (classic- single shades), Hess-DB and Hess-Glimmer-colours. RAL pearl-mica-metallic-shades on request.

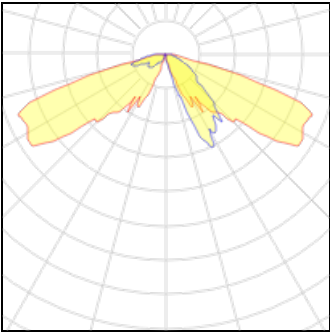
Light output 1



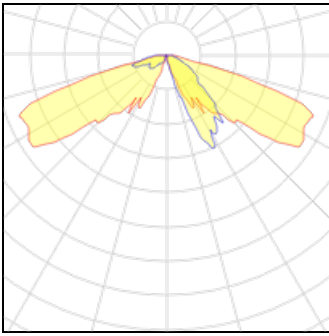
1 x LED			
Nominal lamp power	28 W	LOR	100%
Lamp flux	2823 lm	Total flux	2823 lm
Luminous efficacy	101 lm/W	Total power	28 W
CCT	4000 K		
CRI	80		



1 x LED			
Nominal lamp power	28 W	LOR	100%
Lamp flux	2510 lm	Total flux	2510 lm
Luminous efficacy	90 lm/W	Total power	28 W
CCT	4000 K		
CRI	80		

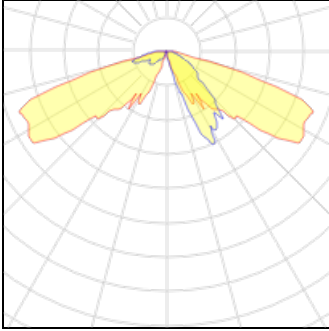


1 x LED			
Nominal lamp power	28 W	LOR	100%
Lamp flux	2672 lm	Total flux	2672 lm
Luminous efficacy	95 lm/W	Total power	28 W
CCT	4000 K		
CRI	80		



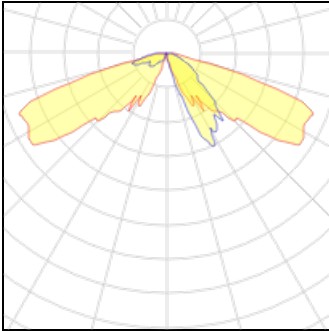
1 x LED

Nominal lamp power	28 W	LOR	100%
Lamp flux	2686 lm	Total flux	2686 lm
Luminous efficacy	96 lm/W	Total power	28 W
CCT	4000 K		
CRI	80		



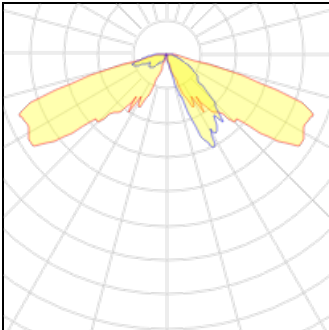
1 x LED

Nominal lamp power	20 W	LOR	100%
Lamp flux	2122 lm	Total flux	2122 lm
Luminous efficacy	106 lm/W	Total power	20 W
CCT	4000 K		
CRI	80		



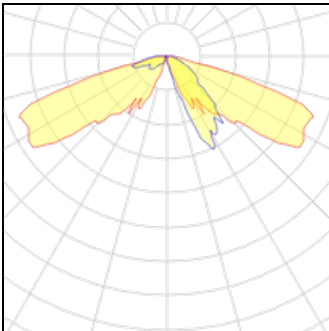
1 x LED

Nominal lamp power	20 W	LOR	100%
Lamp flux	1888 lm	Total flux	1888 lm
Luminous efficacy	94 lm/W	Total power	20 W
CCT	4000 K		
CRI	80		



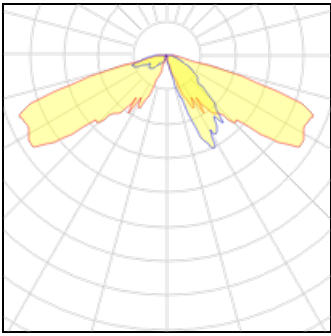
1 x LED

Nominal lamp power	20 W	LOR	100%
Lamp flux	2010 lm	Total flux	2010 lm
Luminous efficacy	100 lm/W	Total power	20 W
CCT	4000 K		
CRI	80		



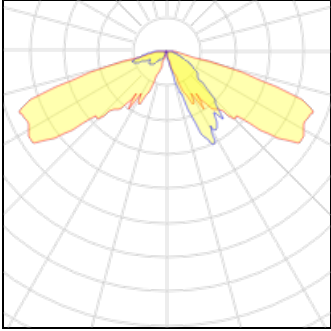
1 x LED

Nominal lamp power	20 W	LOR	100%
Lamp flux	2020 lm	Total flux	2020 lm
Luminous efficacy	101 lm/W	Total power	20 W
CCT	4000 K		
CRI	80		



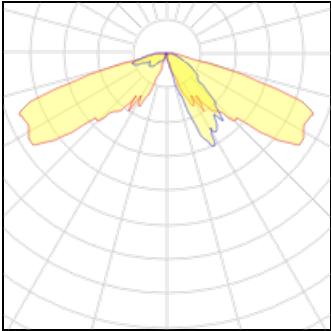
1 x LED

Nominal lamp power	15 W	LOR	100%
Lamp flux	1486 lm	Total flux	1486 lm
Luminous efficacy	99 lm/W	Total power	15 W
CCT	4000 K		
CRI	80		



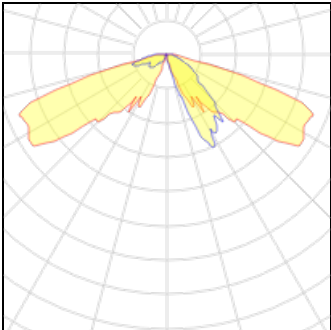
1 x LED

Nominal lamp power	15 W	LOR	100%
Lamp flux	1322 lm	Total flux	1322 lm
Luminous efficacy	88 lm/W	Total power	15 W
CCT	4000 K		
CRI	80		



1 x LED

Nominal lamp power	15 W	LOR	100%
Lamp flux	1406 lm	Total flux	1406 lm
Luminous efficacy	94 lm/W	Total power	15 W
CCT	4000 K		
CRI	80		



1 x LED

Nominal lamp power	15 W	LOR	100%
Lamp flux	1414 lm	Total flux	1414 lm
Luminous efficacy	94 lm/W	Total power	15 W
CCT	4000 K		
CRI	80		

Mounting mode

Wall mounted

Shape and measurements

Length: 32.48 in

Width: 25.59 in

Height: 32.76 in

Adjustability

Fixed

Electric

System power: 15-28 W

Protection

IP: 65