

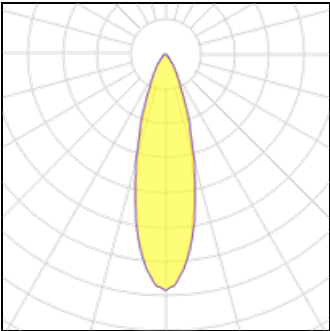
Product data sheet

ENTERO RD-M X TW 96530
28445 9020
DELTA LIGHT

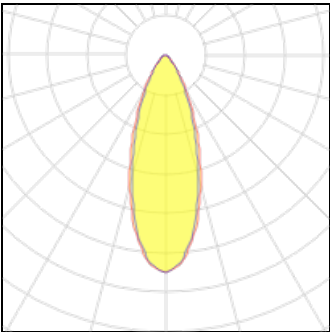


Luminaire, ceiling recessed (outdoor use) from Deltalight, named ENTERO RD-M X TW 96530, available in the colour(s): black, flemish bronze outdoor, full white, anthracite (dark grey). For recessed mounting, a round opening with a diameter of 92 mm is needed and a min. depth for recessing of 140 mm. This luminaire is equipped with LED array 9W / CRI>90 (R9: 50) / 2700K-6500K / 1087lm with an optional driver, suitable for currents of 500mA. Light distributor: reflector 30°.

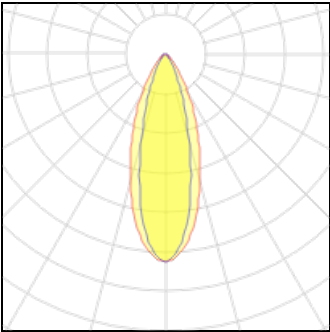
Light output 1



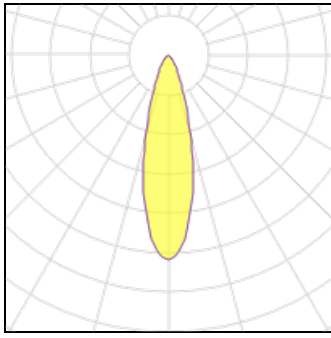
1 x LED			
Nominal lamp power	9 W	LOR	73%
Lamp flux	1087 lm	Total flux	791 lm
Luminous efficacy	121 lm/W	Total power	9 W
CCT	6500 K		
CRI	90		



1 x LED			
Nominal lamp power	9 W	LOR	73%
Lamp flux	1087 lm	Total flux	791 lm
Luminous efficacy	121 lm/W	Total power	9 W
CCT	6500 K		
CRI	90		

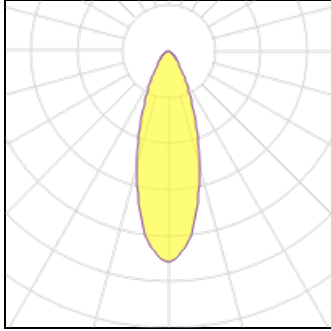


1 x LED			
Nominal lamp power	9 W	LOR	73%
Lamp flux	1087 lm	Total flux	791 lm
Luminous efficacy	121 lm/W	Total power	9 W
CCT	6500 K		
CRI	90		

**1 x LED**

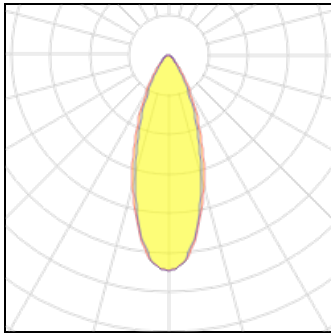
Nominal lamp power	9 W
Lamp flux	1087 lm
Luminous efficacy	121 lm/W
CCT	6500 K
CRI	90

LOR	73%
Total flux	791 lm
Total power	9 W

**1 x LED**

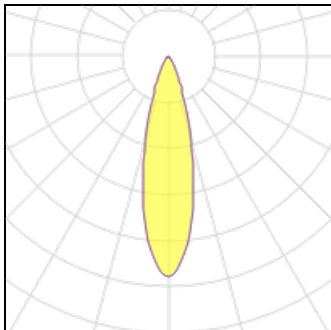
Nominal lamp power	9 W
Lamp flux	1087 lm
Luminous efficacy	121 lm/W
CCT	6500 K
CRI	90

LOR	73%
Total flux	791 lm
Total power	9 W

**1 x LED**

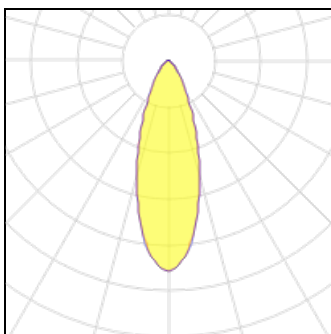
Nominal lamp power	9 W
Lamp flux	1087 lm
Luminous efficacy	121 lm/W
CCT	6500 K
CRI	90

LOR	73%
Total flux	791 lm
Total power	9 W

**1 x LED**

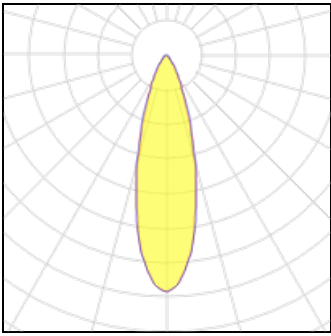
Nominal lamp power	9 W
Lamp flux	1087 lm
Luminous efficacy	121 lm/W
CCT	6500 K
CRI	90

LOR	73%
Total flux	791 lm
Total power	9 W

**1 x LED**

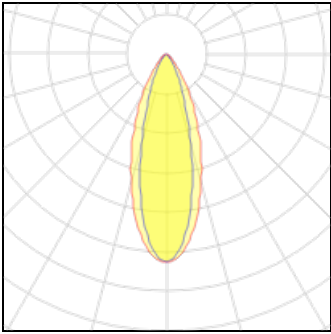
Nominal lamp power	9 W
Lamp flux	1087 lm
Luminous efficacy	121 lm/W
CCT	6500 K
CRI	90

LOR	73%
Total flux	791 lm
Total power	9 W



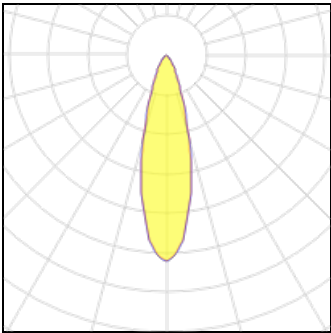
1 x LED

Nominal lamp power	9 W	LOR	73%
Lamp flux	1087 lm	Total flux	791 lm
Luminous efficacy	121 lm/W	Total power	9 W
CCT	6500 K		
CRI	90		



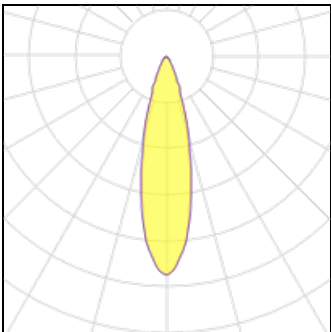
1 x LED

Nominal lamp power	9 W	LOR	73%
Lamp flux	1087 lm	Total flux	791 lm
Luminous efficacy	121 lm/W	Total power	9 W
CCT	6500 K		
CRI	90		



1 x LED

Nominal lamp power	9 W	LOR	73%
Lamp flux	1087 lm	Total flux	791 lm
Luminous efficacy	121 lm/W	Total power	9 W
CCT	6500 K		
CRI	90		



1 x LED

Nominal lamp power	9 W	LOR	73%
Lamp flux	1087 lm	Total flux	791 lm
Luminous efficacy	121 lm/W	Total power	9 W
CCT	6500 K		
CRI	90		

Mounting mode

Ceiling recessed

Shape and measurements

Height: 0.08 in
Diameter: 3.94 in
Weight: 0.46 kg

Electric

System power: 9 W
Appliance Class: II

Protection

IP: 65
IK: 06
Designation labels: CE