

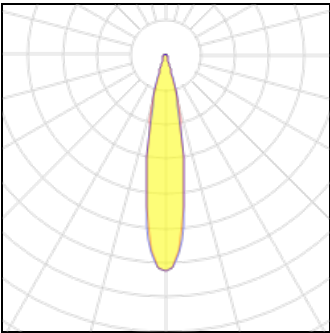
Product data sheet

M20/M26H - OCTAV 39 93020 DIM5
29022 9325
DELTA LIGHT

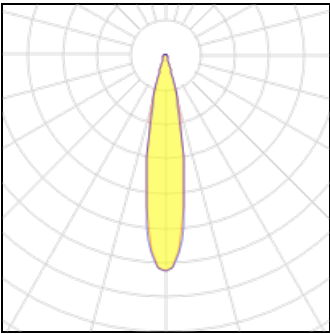


Luminaire, low voltage systems low voltage system mounted (indoor use) from Deltalight, named M20/M26H - OCTAV 39 93020 DIM5, available in the colour(s): black, flemish bronze, flemish gold, gold coloured, white. This luminaire can be used with the following 48V magnetic lighting system(s): SHIFTLINE M26H - PROFILE, SHIFTLINE M26H + SBL, SPLITLINE M20 - PROFILE, SPLITLINE M20 ST - PROFILE. This luminaire is equipped with LED array 8,6W / CRI>90 (R9: 52) / 3000K / 1089lm with build-in converter to operate on a voltage of 48V-DC. Dimming protocol: DALI. Light distributor: reflector 20°.

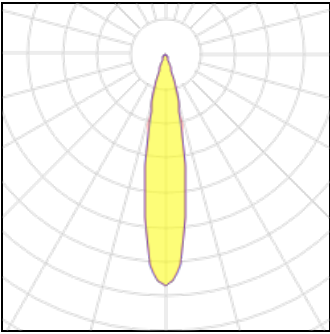
Light output 1



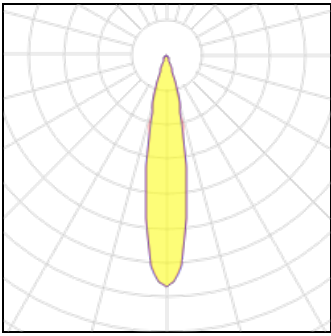
| | | | |
|--------------------|----------|-------------|--------|
| 1 x LED | | | |
| Nominal lamp power | 9 W | LOR | 73% |
| Lamp flux | 1089 lm | Total flux | 792 lm |
| Luminous efficacy | 121 lm/W | Total power | 9 W |
| CCT | 3000 K | | |
| CRI | 90 | | |



| | | | |
|--------------------|----------|-------------|--------|
| 1 x LED | | | |
| Nominal lamp power | 6 W | LOR | 73% |
| Lamp flux | 787 lm | Total flux | 573 lm |
| Luminous efficacy | 131 lm/W | Total power | 6 W |
| CCT | 3000 K | | |
| CRI | 90 | | |

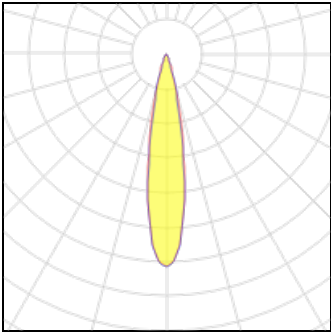


| | | | |
|--------------------|----------|-------------|--------|
| 1 x LED | | | |
| Nominal lamp power | 9 W | LOR | 73% |
| Lamp flux | 1089 lm | Total flux | 792 lm |
| Luminous efficacy | 121 lm/W | Total power | 9 W |
| CCT | 3000 K | | |
| CRI | 90 | | |



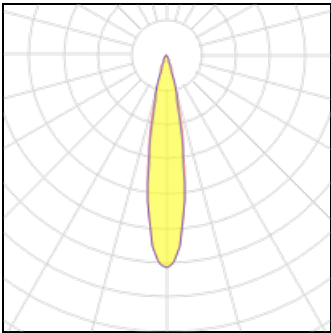
1 x LED

| | | | |
|--------------------|----------|-------------|--------|
| Nominal lamp power | 6 W | LOR | 73% |
| Lamp flux | 787 lm | Total flux | 573 lm |
| Luminous efficacy | 131 lm/W | Total power | 6 W |
| CCT | 3000 K | | |
| CRI | 90 | | |



1 x LED

| | | | |
|--------------------|----------|-------------|--------|
| Nominal lamp power | 9 W | LOR | 73% |
| Lamp flux | 1089 lm | Total flux | 792 lm |
| Luminous efficacy | 121 lm/W | Total power | 9 W |
| CCT | 3000 K | | |
| CRI | 90 | | |



1 x LED

| | | | |
|--------------------|----------|-------------|--------|
| Nominal lamp power | 6 W | LOR | 73% |
| Lamp flux | 787 lm | Total flux | 573 lm |
| Luminous efficacy | 131 lm/W | Total power | 6 W |
| CCT | 3000 K | | |
| CRI | 90 | | |

Mounting mode

Ceiling mounted, Contact rail, Wall mounted, Pendant, Wall recessed

Shape and measurements

Length: 1.50 in
Width: 1.50 in
Height: 3.74 in

Electric

System power: 6-9 W
Appliance Class: II

Protection

IP: 20
Designation labels: CE