

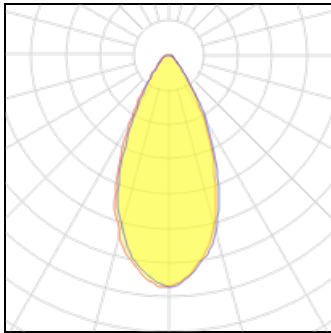
Product data sheet

PRO-BEAM 370W 60°
4106195X
PROLUMIA



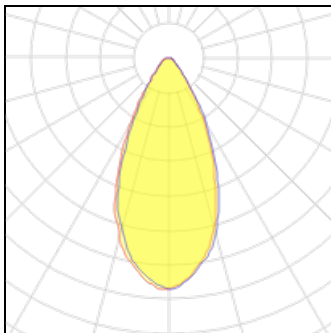
Light source: 360W Beam angle: 15° / 30° / 40° / 60° / 60°x135° / 85°x135° Color temperature: 3000K (Warm white), 4000K (Pure white), 6000K (Cool white) Light output: 35.225LM/39.150LM/42.550LM Color rendering index: Ra ≥ 70* Operating temperature: -40°C - +45°C Rated life hours: 50.000 LED driver (included): CE Input: 90-305V AC 50/60Hz Power factor: > 0.95 Power consumption (driver included): Max 370W

Light output 1



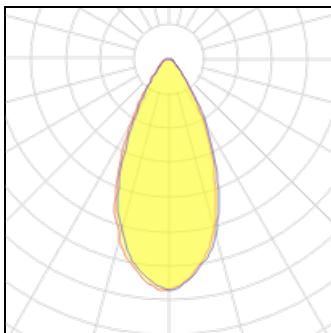
1 x LED

Nominal lamp power	370 W	LOR	100%
Lamp flux	42550 lm	Total flux	42550 lm
Luminous efficacy	115 lm/W	Total power	370 W
CCT	6500 K		
CRI	80		



1 x LED

Nominal lamp power	370 W	LOR	100%
Lamp flux	39150 lm	Total flux	39150 lm
Luminous efficacy	106 lm/W	Total power	370 W
CCT	4000 K		
CRI	80		



1 x LED

Nominal lamp power	370 W	LOR	100%
Lamp flux	35225 lm	Total flux	35225 lm
Luminous efficacy	95 lm/W	Total power	370 W
CCT	3000 K		
CRI	80		

Mounting mode

Ceiling mounted

Electric

System power: 370 W
Appliance Class: 0

Shape and measurements

Length: 20.98 in

Width: 24.45 in

Height: 4.61 in

Protection

IP: 65

IK: 10

Designation labels: CE, GS