

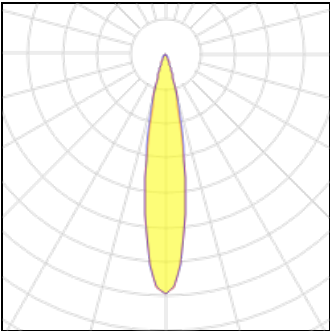
Product data sheet

M52 - SPY 52 SOFT 93020 MDL
24451 9020
DELTA LIGHT

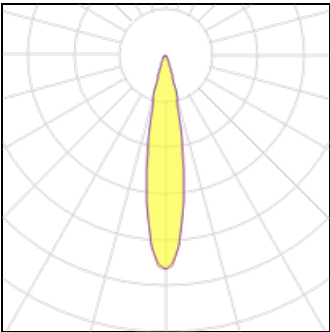


Luminaire, low voltage systems low voltage system mounted (indoor use) from Deltalight, named M52 - SPY 52 SOFT 93020 MDL, available in the colour(s): black, flemish bronze, flemish gold, gold coloured, white. This luminaire can be used with the following 48V magnetic lighting system(s): SPLITLINE M52 - PROFILE. This luminaire is equipped with LED array 10,2W / CRI>90 (R9: 50) / 3000K-1800K / 1038lm with build-in converter to operate on a voltage of 48V-DC. Dimming protocol: MDL = 1-10V or DALI or push button. Light distributor: reflector 20°.

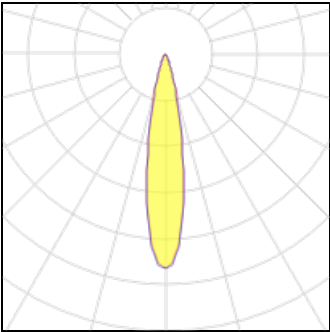
Light output 1



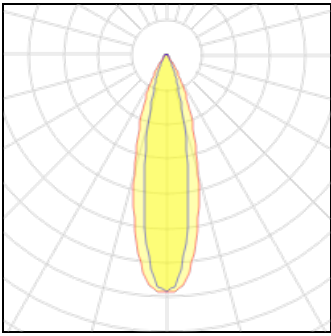
1 x LED			
Nominal lamp power	10.2 W	LOR	73%
Lamp flux	1038 lm	Total flux	755 lm
Luminous efficacy	102 lm/W	Total power	7 W
CCT	1800 K		
CRI	90		



1 x LED			
Nominal lamp power	10.2 W	LOR	73%
Lamp flux	1038 lm	Total flux	755 lm
Luminous efficacy	102 lm/W	Total power	7 W
CCT	1800 K		
CRI	90		



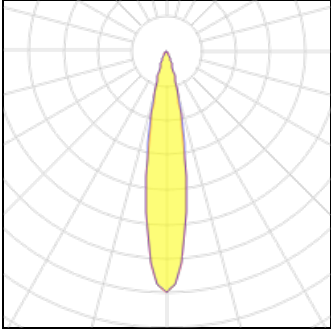
1 x LED			
Nominal lamp power	10.2 W	LOR	73%
Lamp flux	1038 lm	Total flux	755 lm
Luminous efficacy	102 lm/W	Total power	7 W
CCT	1800 K		
CRI	90		



1 x LED

Nominal lamp power	10.2 W
Lamp flux	1038 lm
Luminous efficacy	102 lm/W
CCT	1800 K
CRI	90

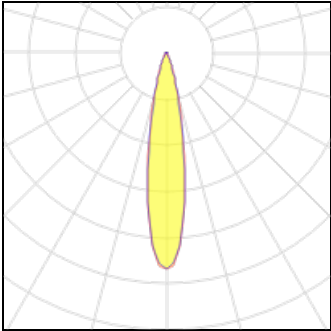
LOR	73%
Total flux	755 lm
Total power	7 W



1 x LED

Nominal lamp power	10.2 W
Lamp flux	1038 lm
Luminous efficacy	102 lm/W
CCT	1800 K
CRI	90

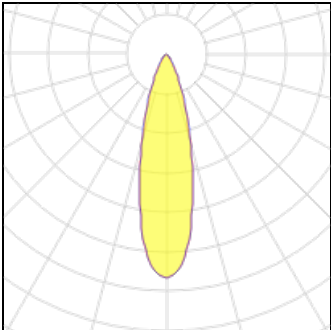
LOR	73%
Total flux	755 lm
Total power	7 W



1 x LED

Nominal lamp power	10.2 W
Lamp flux	1038 lm
Luminous efficacy	102 lm/W
CCT	1800 K
CRI	90

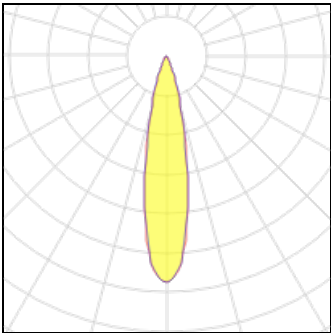
LOR	73%
Total flux	755 lm
Total power	7 W



1 x LED

Nominal lamp power	10.2 W
Lamp flux	1038 lm
Luminous efficacy	102 lm/W
CCT	1800 K
CRI	90

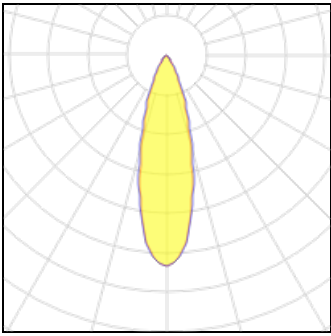
LOR	73%
Total flux	755 lm
Total power	7 W



1 x LED

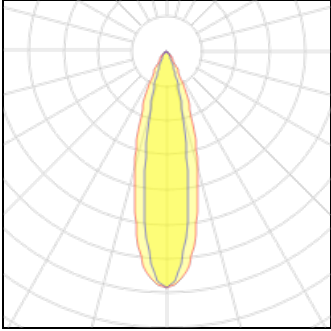
Nominal lamp power	10.2 W
Lamp flux	1038 lm
Luminous efficacy	102 lm/W
CCT	1800 K
CRI	90

LOR	73%
Total flux	755 lm
Total power	7 W



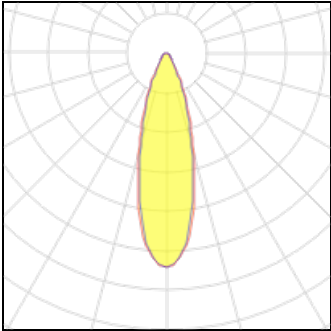
1 x LED

Nominal lamp power	10.2 W	LOR	73%
Lamp flux	1038 lm	Total flux	755 lm
Luminous efficacy	102 lm/W	Total power	7 W
CCT	1800 K		
CRI	90		



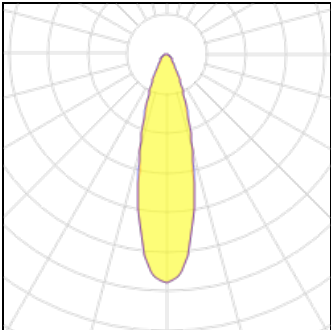
1 x LED

Nominal lamp power	10.2 W	LOR	73%
Lamp flux	1038 lm	Total flux	755 lm
Luminous efficacy	102 lm/W	Total power	7 W
CCT	1800 K		
CRI	90		



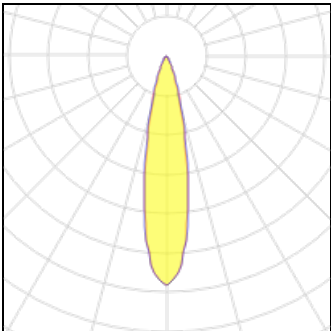
1 x LED

Nominal lamp power	10.2 W	LOR	73%
Lamp flux	1038 lm	Total flux	755 lm
Luminous efficacy	102 lm/W	Total power	7 W
CCT	1800 K		
CRI	90		



1 x LED

Nominal lamp power	10.2 W	LOR	73%
Lamp flux	1038 lm	Total flux	755 lm
Luminous efficacy	102 lm/W	Total power	7 W
CCT	1800 K		
CRI	90		



1 x LED

Nominal lamp power	10.2 W	LOR	73%
Lamp flux	1038 lm	Total flux	755 lm
Luminous efficacy	102 lm/W	Total power	7 W
CCT	1800 K		
CRI	90		

Mounting mode

Ceiling mounted, Contact rail, Wall recessed

Shape and measurements

Length: 2.05 in
Width: 6.69 in
Height: 0.04 in

Electric

System power: 7 W
Appliance Class: II

Protection

IP: 20
Designation labels: CE