

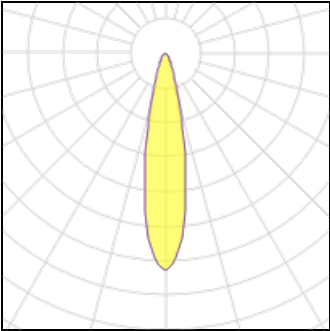
Product data sheet

OBIN ON 2 92724 DIM8
30512 9228
DELTA LIGHT

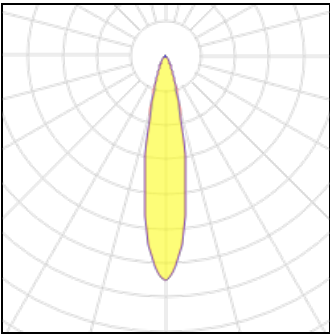


Luminaire, ceiling surface mounted (indoor use) from Deltalight, named OBIN ON 2 92724 DIM8, available in the colour(s): black, white. This luminaire is equipped with 2 x (LED array 11,6W / CRI>90 (R9: 60) / 2700K / 1458lm) with build-in dimmable driver to operate on a voltage of 220-240V / 50-60Hz. Dimming protocol: mains (phase cut-off). Light distributor: lens 24°.

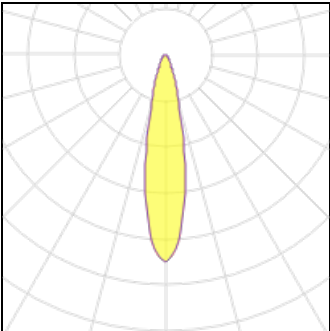
Light output 1



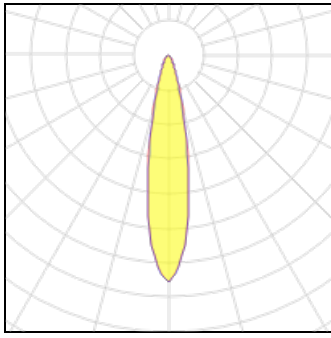
1 x LED			
Nominal lamp power	12 W	LOR	73%
Lamp flux	1458 lm	Total flux	1061 lm
Luminous efficacy	122 lm/W	Total power	12 W
CCT	2700 K		
CRI	90		



1 x LED			
Nominal lamp power	12 W	LOR	73%
Lamp flux	1458 lm	Total flux	1061 lm
Luminous efficacy	122 lm/W	Total power	12 W
CCT	2700 K		
CRI	90		



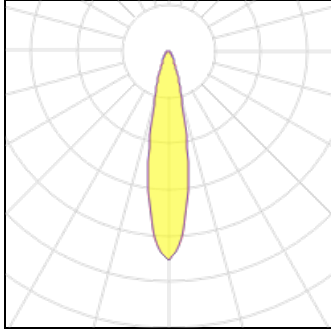
1 x LED			
Nominal lamp power	12 W	LOR	73%
Lamp flux	1458 lm	Total flux	1061 lm
Luminous efficacy	122 lm/W	Total power	12 W
CCT	2700 K		
CRI	90		



1 x LED

Nominal lamp power	12 W
Lamp flux	1458 lm
Luminous efficacy	122 lm/W
CCT	2700 K
CRI	90

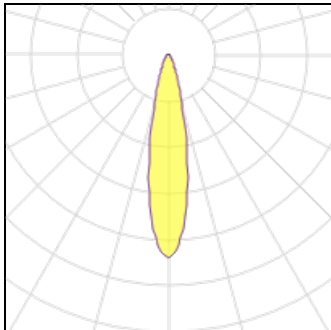
LOR	73%
Total flux	1061 lm
Total power	12 W



1 x LED

Nominal lamp power	12 W
Lamp flux	1458 lm
Luminous efficacy	122 lm/W
CCT	2700 K
CRI	90

LOR	73%
Total flux	1061 lm
Total power	12 W

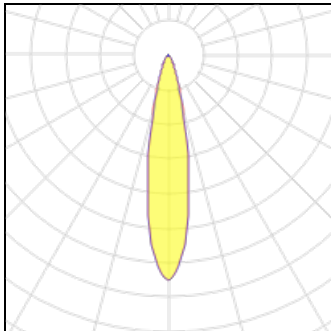


1 x LED

Nominal lamp power	12 W
Lamp flux	1458 lm
Luminous efficacy	122 lm/W
CCT	2700 K
CRI	90

LOR	73%
Total flux	1061 lm
Total power	12 W

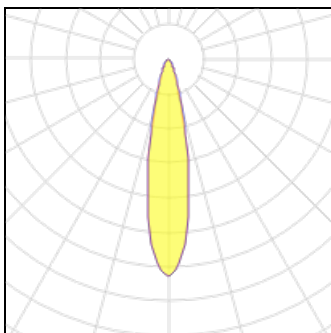
Light output 2



1 x LED

Nominal lamp power	12 W
Lamp flux	1458 lm
Luminous efficacy	122 lm/W
CCT	2700 K
CRI	90

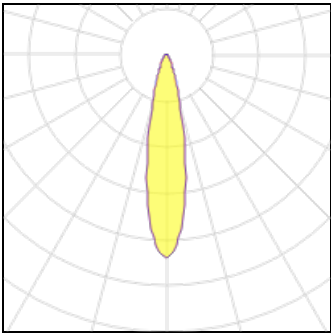
LOR	73%
Total flux	1061 lm
Total power	12 W



1 x LED

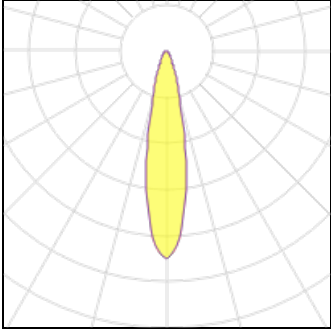
Nominal lamp power	12 W
Lamp flux	1458 lm
Luminous efficacy	122 lm/W
CCT	2700 K
CRI	90

LOR	73%
Total flux	1061 lm
Total power	12 W



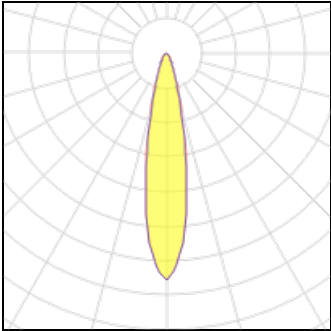
1 x LED

Nominal lamp power	12 W	LOR	73%
Lamp flux	1458 lm	Total flux	1061 lm
Luminous efficacy	122 lm/W	Total power	12 W
CCT	2700 K		
CRI	90		



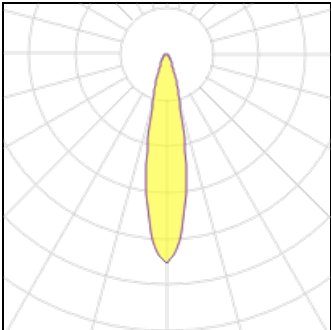
1 x LED

Nominal lamp power	12 W	LOR	73%
Lamp flux	1458 lm	Total flux	1061 lm
Luminous efficacy	122 lm/W	Total power	12 W
CCT	2700 K		
CRI	90		



1 x LED

Nominal lamp power	12 W	LOR	73%
Lamp flux	1458 lm	Total flux	1061 lm
Luminous efficacy	122 lm/W	Total power	12 W
CCT	2700 K		
CRI	90		



1 x LED

Nominal lamp power	12 W	LOR	73%
Lamp flux	1458 lm	Total flux	1061 lm
Luminous efficacy	122 lm/W	Total power	12 W
CCT	2700 K		
CRI	90		

Mounting mode

Ceiling mounted

Shape and measurements

Length: 2.36 in
Width: 7.87 in
Height: 0.59 in

Electric

System power: 24 W
Appliance Class: 0

Protection

IP: 20
Designation labels: CE