

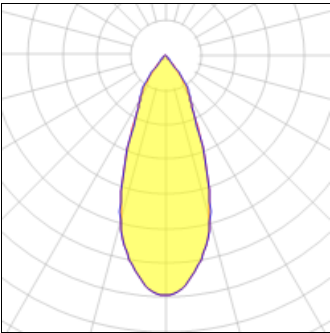
Product data sheet

SMART KUP 160 IP55 LED GE 4000K FLOOD WHITE STRUC
13024809
MODULAR

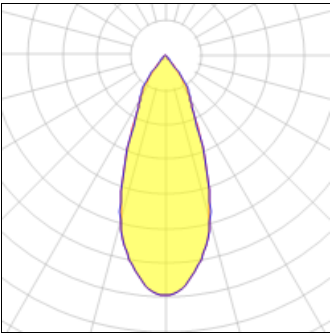


Subtle lighting Smart kup is one of the 3 forms of the Smart family. The cone of the Smart kup ends in a fine trim. A trim particular Modular. The same subtle trim is used in several other Modular luminaires. The Smart family's styling is based on our most popular designs. Concretely this means that the luminaires consist of a light source (LED or halogen) which can be combined with one of three trims to suit your needs. The new spotlights can be combined with Smart mask, Smart surface box or surface tubed to form the perfect solution for any interior. Choose a white, black or gold finishing. Also available in different sizes, fix and adjustable, IP version, ...

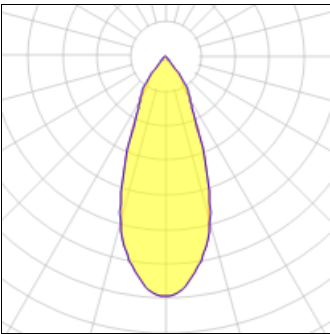
Light output 1



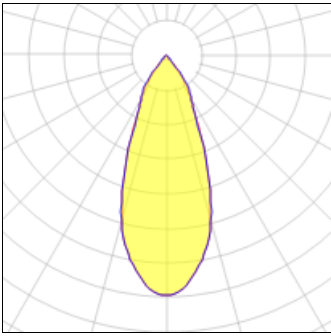
1 x LED			
Nominal lamp power	36.3 W	LOR	89%
Lamp flux	4427 lm	Total flux	3959 lm
Luminous efficacy	109 lm/W	Total power	36.3 W
CCT	4000 K		
CRI	90		



1 x LED			
Nominal lamp power	49.7 W	LOR	89%
Lamp flux	5725 lm	Total flux	5119 lm
Luminous efficacy	103 lm/W	Total power	49.7 W
CCT	4000 K		
CRI	90		

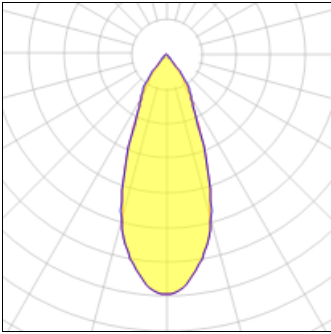


1 x LED			
Nominal lamp power	16 W	LOR	89%
Lamp flux	2265 lm	Total flux	2025 lm
Luminous efficacy	127 lm/W	Total power	16 W
CCT	4000 K		
CRI	90		



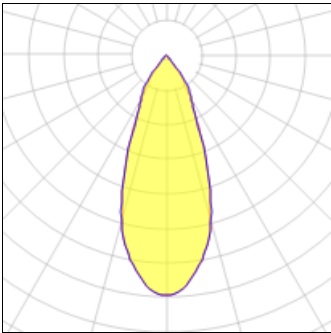
1 x LED

Nominal lamp power	23.5 W	LOR	89%
Lamp flux	3084 lm	Total flux	2758 lm
Luminous efficacy	117 lm/W	Total power	23.5 W
CCT	4000 K		
CRI	90		



1 x LED

Nominal lamp power	30.8 W	LOR	89%
Lamp flux	3828 lm	Total flux	3423 lm
Luminous efficacy	111 lm/W	Total power	30.8 W
CCT	4000 K		
CRI	90		



1 x LED

Nominal lamp power	42 W	LOR	89%
Lamp flux	4972 lm	Total flux	4446 lm
Luminous efficacy	106 lm/W	Total power	42 W
CCT	4000 K		
CRI	90		

Mounting mode

Ceiling recessed

Shape and measurements

Length: 6.30 in

Width: 6.30 in

Height: 5.08 in

Weight: 0.91 kg

Adjustability

Fixed

Electric

System power: 16-49.7 W

Appliance Class: II

Protection

IP: 55