

Product data sheet

ROTA060 227-5C0I-10GGE/830, B

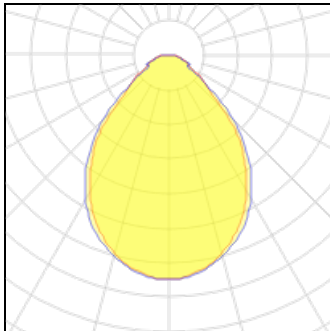
227-5C0I-10GGE/830

HALLA



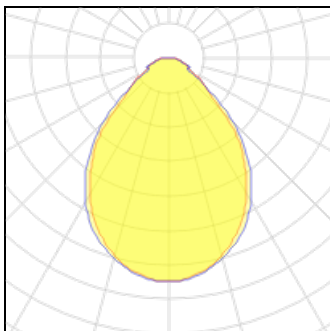
227-5C0I-10GGE/830, B Luminaire suspended Material of luminaire: Colour of luminaire: Shape of luminaire: Circular Size: 1515 x 1515 x 65 mm Type of installation: Suspended Distribution: Direct Optics type: Microprisma Protection class: I Voltage: 220-240V

Light output 1 (integrated)



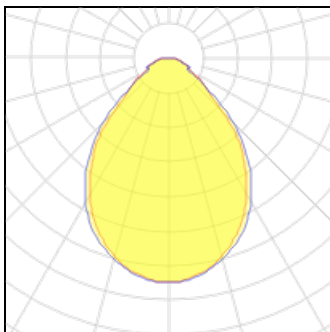
Lamp type	LED	CCT	3000 K
Nominal lamp power	8.5 W	CRI	80
Total flux	606 lm	LOR	100%
Luminous efficacy	71 lm/W	Total power	8.5 W

Light output 2 (integrated)



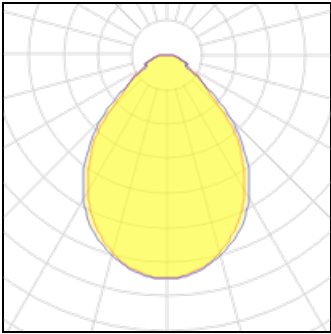
Lamp type	LED	CCT	3000 K
Nominal lamp power	8.5 W	CRI	80
Total flux	606 lm	LOR	100%
Luminous efficacy	71 lm/W	Total power	8.5 W

Light output 3 (integrated)



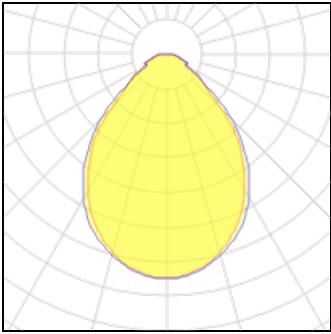
Lamp type	LED	CCT	3000 K
Nominal lamp power	8.5 W	CRI	80
Total flux	606 lm	LOR	100%
Luminous efficacy	71 lm/W	Total power	8.5 W

Light output 4 (integrated)



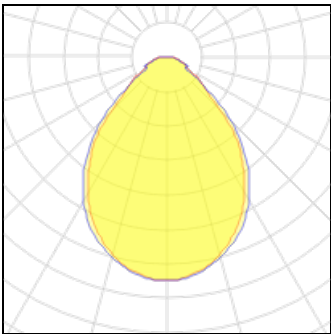
Lamp type	LED	CCT	3000 K
Nominal lamp power	8.5 W	CRI	80
Total flux	606 lm	LOR	100%
Luminous efficacy	71 lm/W	Total power	8.5 W

Light output 5 (integrated)



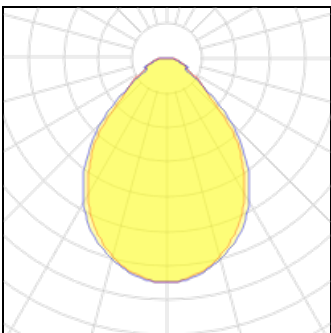
Lamp type	LED	CCT	3000 K
Nominal lamp power	8.5 W	CRI	80
Total flux	606 lm	LOR	100%
Luminous efficacy	71 lm/W	Total power	8.5 W

Light output 6 (integrated)



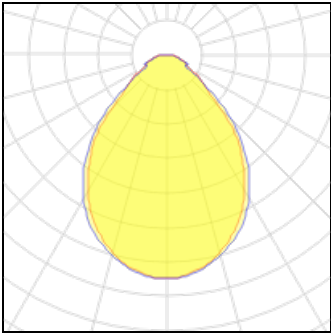
Lamp type	LED	CCT	3000 K
Nominal lamp power	8.5 W	CRI	80
Total flux	606 lm	LOR	100%
Luminous efficacy	71 lm/W	Total power	8.5 W

Light output 7 (integrated)



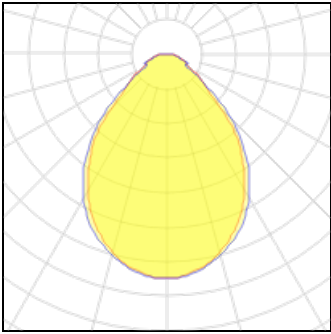
Lamp type	LED	CCT	3000 K
Nominal lamp power	8.5 W	CRI	80
Total flux	606 lm	LOR	100%
Luminous efficacy	71 lm/W	Total power	8.5 W

Light output 8 (integrated)



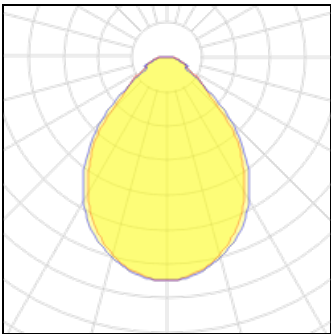
Lamp type	LED	CCT	3000 K
Nominal lamp power	8.5 W	CRI	80
Total flux	606 lm	LOR	100%
Luminous efficacy	71 lm/W	Total power	8.5 W

Light output 9 (integrated)



Lamp type	LED	CCT	3000 K
Nominal lamp power	8.5 W	CRI	80
Total flux	606 lm	LOR	100%
Luminous efficacy	71 lm/W	Total power	8.5 W

Light output 10 (integrated)



Lamp type	LED	CCT	3000 K
Nominal lamp power	8.5 W	CRI	80
Total flux	606 lm	LOR	100%
Luminous efficacy	71 lm/W	Total power	8.5 W

Mounting mode

Pendant

Shape and measurements

Height: 2.56 in

Diameter: 59.65 in

Adjustability

Fixed

Electric

System power: 85 W

Appliance Class: I

Protection

IP: 20