

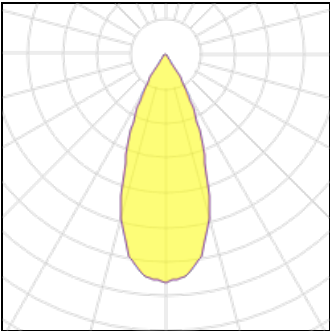
Product data sheet

SPM20 - SPY 392 AIR 92740
29813 9230
DELTA LIGHT

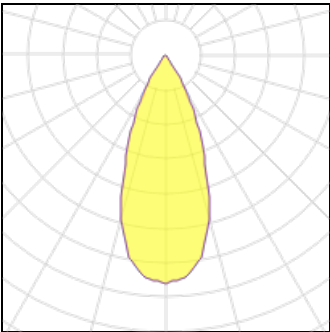


Luminaire, ceiling recessed (indoor use) from Deltalight, named SPM20 - SPY 392 AIR 92740, available in the colour(s): black, flemish bronze, flemish gold, gold coloured, white. For recessed mounting, a rectangular opening (for installing a custom mounting kit) is needed This luminaire is equipped with 2 x (LED array 5,8-8,6W / CRI>90 (R9: 60) / 2700K / 753-1041lm) with an optional driver, suitable for currents of 350mA to 500mA. Light distributor: reflector 40°.

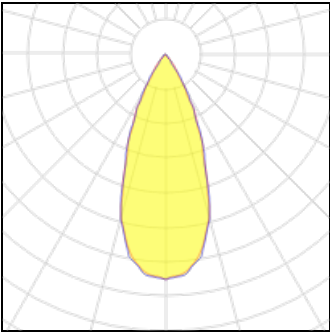
Light output 1



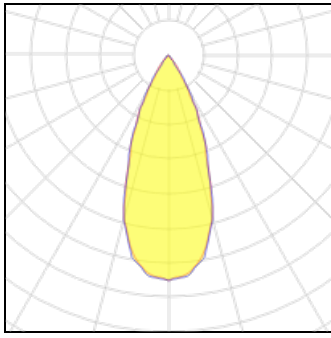
1 x LED			
Nominal lamp power	9 W	LOR	73%
Lamp flux	1041 lm	Total flux	757 lm
Luminous efficacy	116 lm/W	Total power	9 W
CCT	2700 K		
CRI	90		



1 x LED			
Nominal lamp power	6 W	LOR	73%
Lamp flux	753 lm	Total flux	548 lm
Luminous efficacy	126 lm/W	Total power	6 W
CCT	2700 K		
CRI	90		

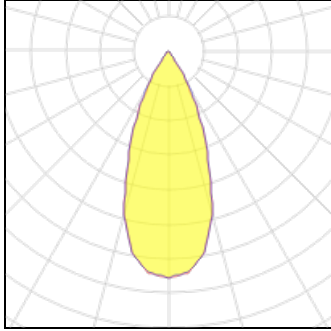


1 x LED			
Nominal lamp power	9 W	LOR	73%
Lamp flux	1041 lm	Total flux	757 lm
Luminous efficacy	116 lm/W	Total power	9 W
CCT	2700 K		
CRI	90		

**1 x LED**

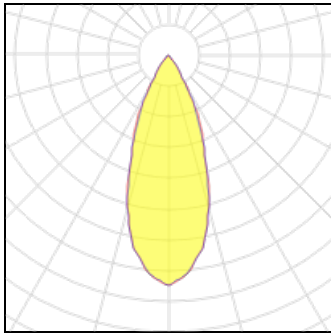
Nominal lamp power	6 W
Lamp flux	753 lm
Luminous efficacy	126 lm/W
CCT	2700 K
CRI	90

LOR	73%
Total flux	548 lm
Total power	6 W

**1 x LED**

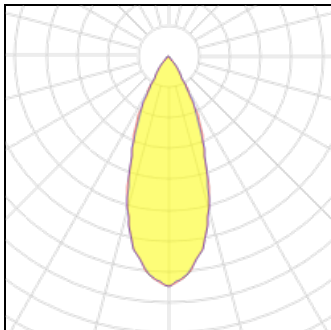
Nominal lamp power	6 W
Lamp flux	753 lm
Luminous efficacy	126 lm/W
CCT	2700 K
CRI	90

LOR	73%
Total flux	548 lm
Total power	6 W

**1 x LED**

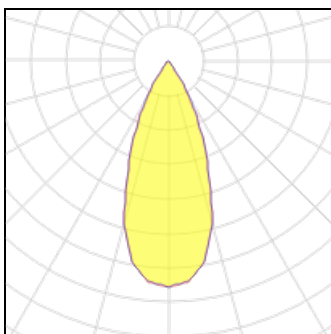
Nominal lamp power	9 W
Lamp flux	1041 lm
Luminous efficacy	116 lm/W
CCT	2700 K
CRI	90

LOR	73%
Total flux	757 lm
Total power	9 W

**1 x LED**

Nominal lamp power	6 W
Lamp flux	753 lm
Luminous efficacy	126 lm/W
CCT	2700 K
CRI	90

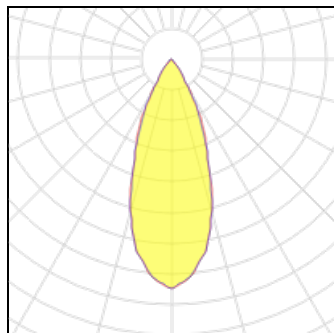
LOR	73%
Total flux	548 lm
Total power	6 W

**1 x LED**

Nominal lamp power	9 W
Lamp flux	1041 lm
Luminous efficacy	116 lm/W
CCT	2700 K
CRI	90

LOR	73%
Total flux	757 lm
Total power	9 W

Light output 2



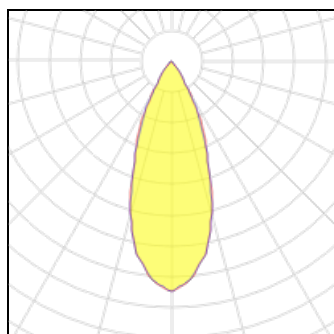
1 x LED

Nominal lamp power
Lamp flux
Luminous efficacy
CCT
CRI

9 W
1041 lm
116 lm/W
2700 K
90

LOR
Total flux
Total power

73%
757 lm
9 W



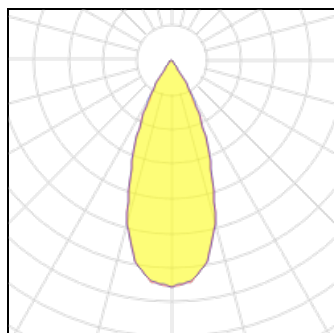
1 x LED

Nominal lamp power
Lamp flux
Luminous efficacy
CCT
CRI

6 W
753 lm
126 lm/W
2700 K
90

LOR
Total flux
Total power

73%
548 lm
6 W



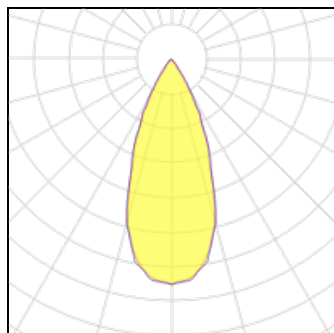
1 x LED

Nominal lamp power
Lamp flux
Luminous efficacy
CCT
CRI

9 W
1041 lm
116 lm/W
2700 K
90

LOR
Total flux
Total power

73%
757 lm
9 W



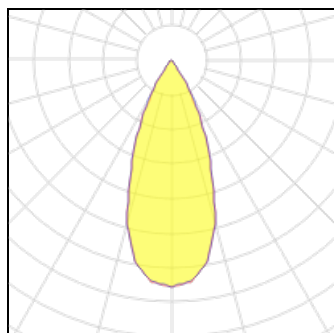
1 x LED

Nominal lamp power
Lamp flux
Luminous efficacy
CCT
CRI

9 W
1041 lm
116 lm/W
2700 K
90

LOR
Total flux
Total power

73%
757 lm
9 W



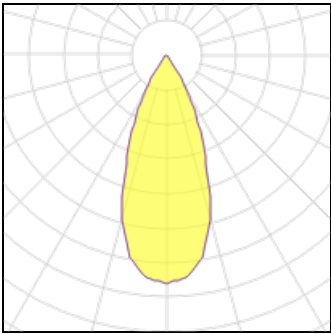
1 x LED

Nominal lamp power
Lamp flux
Luminous efficacy
CCT
CRI

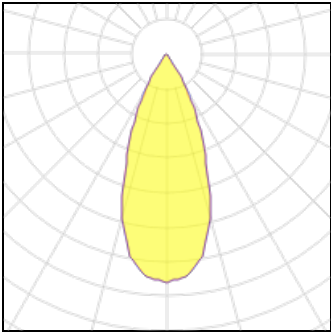
6 W
753 lm
126 lm/W
2700 K
90

LOR
Total flux
Total power

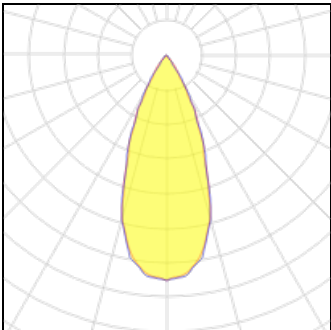
73%
548 lm
6 W



1 x LED			
Nominal lamp power	9 W	LOR	73%
Lamp flux	1041 lm	Total flux	757 lm
Luminous efficacy	116 lm/W	Total power	9 W
CCT	2700 K		
CRI	90		



1 x LED			
Nominal lamp power	6 W	LOR	73%
Lamp flux	753 lm	Total flux	548 lm
Luminous efficacy	126 lm/W	Total power	6 W
CCT	2700 K		
CRI	90		



1 x LED			
Nominal lamp power	6 W	LOR	73%
Lamp flux	753 lm	Total flux	548 lm
Luminous efficacy	126 lm/W	Total power	6 W
CCT	2700 K		
CRI	90		

Mounting mode

Ceiling mounted

Shape and measurements

Length: 0.79 in
Width: 11.97 in
Height: 0.04 in

Electric

System power: 12-18 W
Appliance Class: II

Protection

IP: 20
Designation labels: CE