


Product data sheet

LEDILINE 600 LM 23W HIGH POWER LED WALL-WASHER LUMINAIRE ; RGB ; OVAL BEAM

M485V481LED1RGB-A

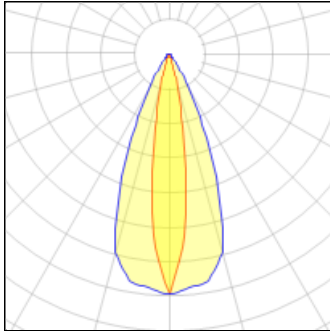
MEGALITE



IP
65

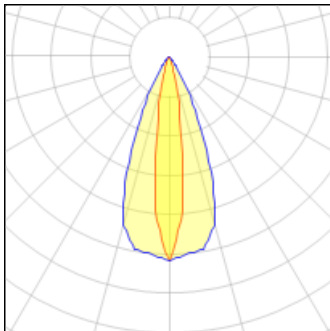
LEDILINE RGB LED surface mount luminaire is Megalite state of the art design suitable for architectural and façade lighting used in outdoor application such as bridges, building facades, pillars and etc. Specially designed lenses results in wide or narrow light distribution. Sturdy body and high ingress protection IP65 are among the highlights of LEDILINE

Light output 1 (integrated)



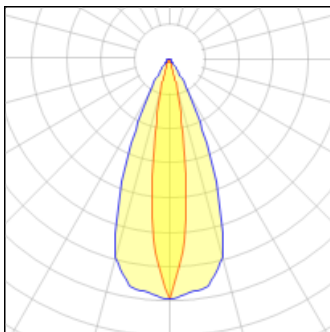
Lamp type	LED	CCT	0 K
Nominal lamp power	8 W	CRI	-50
Total flux	102 lm	LOR	100%
Luminous efficacy	13 lm/W	Total power	8 W

Light output 2 (integrated)



Lamp type	LED	CCT	7247 K
Nominal lamp power	8 W	CRI	-18
Total flux	342 lm	LOR	100%
Luminous efficacy	43 lm/W	Total power	8 W

Light output 3 (integrated)



Lamp type	LED	CCT	0 K
Nominal lamp power	7 W	CRI	-29
Total flux	156 lm	LOR	100%
Luminous efficacy	22 lm/W	Total power	7 W

Mounting mode

Ceiling mounted

Shape and measurements

Length: 2.36 in

Width: 19.09 in

Height: 3.15 in

Adjustability

Fixed

Electric

System power: 23 W

Protection

IP: 65