

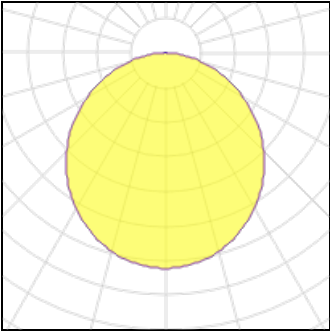
Product data sheet

UNI-BRIGHT MOON SENSOR 240 CCT - 2700K/3000K/4000K
MN24018WBSCCT
PROLED (MBN GMBH)

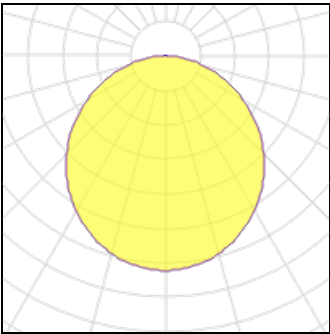


Multi-purpose mounted LED light with built-in motion detector and light sensor. Very suitable for staircases, storage rooms, garages or basements.

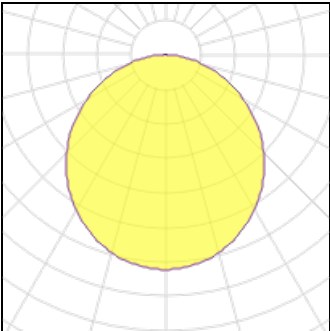
Light output 1



1 x LED			
Nominal lamp power	18 W	LOR	100%
Lamp flux	1800 lm	Total flux	1800 lm
Luminous efficacy	100 lm/W	Total power	18 W
CCT	4000 K		
CRI	80		



1 x LED			
Nominal lamp power	18 W	LOR	100%
Lamp flux	1800 lm	Total flux	1800 lm
Luminous efficacy	100 lm/W	Total power	18 W
CCT	2700 K		
CRI	80		



1 x LED			
Nominal lamp power	18 W	LOR	100%
Lamp flux	1600 lm	Total flux	1600 lm
Luminous efficacy	89 lm/W	Total power	18 W
CCT	3000 K		
CRI	80		

Mounting mode

Ceiling mounted

Electric

System power: 18 W
Appliance Class: I

Shape and measurements

Height: 1.38 in

Diameter: 9.45 in

Weight: 1.2 kg

Adjustability

Fixed

Integrated sensors

Integrated sensors: Daylight sensor, Motion sensor

Protection

IP: 54

Other operating numbers

Ambient temperature range: 14...113°F