

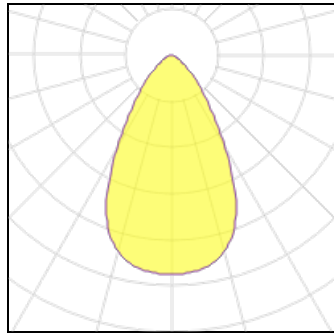
# Product data sheet

PRO-FUSION 160 DOWNLIGHT DIMMABLE  
 40002935 (DIMMABLE)  
 PROLUMIA



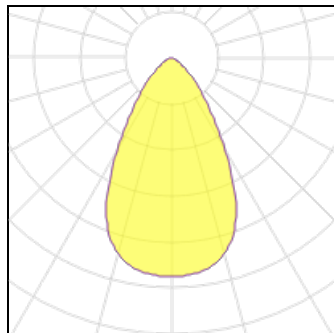
Light source: Mid-Power LED Beam angle: 60° Color temperature: 3000-3500-4000 K Light output: 1273-3015 lm Light output emergency model: 300 lm Operating temperature: -40°C..+50°C Rated life hours: L90 > 50.000 LED driver (included): CE, TÜV Input: 220-240 V AC, 50/60 Hz Wiring class: Class II Power Factor: > 0,9

## Light output 1



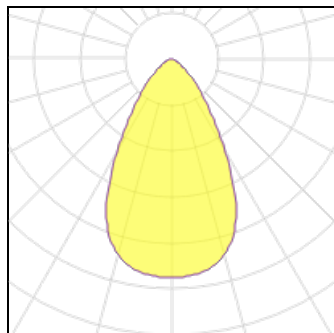
### 1 x LED

Nominal lamp power	11.5 W	LOR	100%
Lamp flux	1766 lm	Total flux	1766 lm
Luminous efficacy	154 lm/W	Total power	11.5 W
CCT	3000 K		
CRI	80		



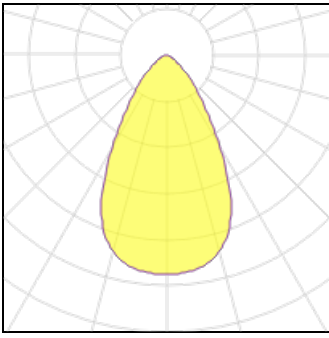
### 1 x LED

Nominal lamp power	15.2 W	LOR	100%
Lamp flux	2320 lm	Total flux	2320 lm
Luminous efficacy	153 lm/W	Total power	15.2 W
CCT	4000 K		
CRI	80		



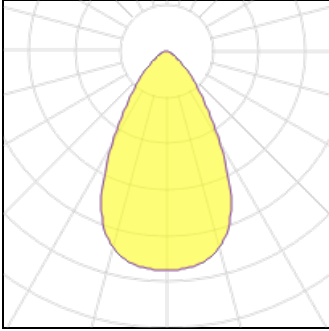
### 1 x LED

Nominal lamp power	17 W	LOR	100%
Lamp flux	2552 lm	Total flux	2552 lm
Luminous efficacy	150 lm/W	Total power	17 W
CCT	4000 K		
CRI	80		



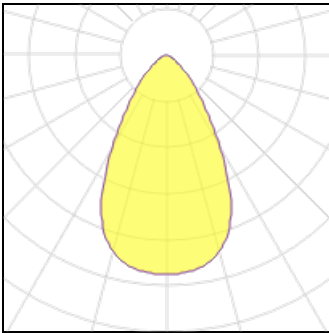
**1 x LED**

Nominal lamp power	18.8 W	LOR	100%
Lamp flux	2793 lm	Total flux	2793 lm
Luminous efficacy	149 lm/W	Total power	18.8 W
CCT	4000 K		
CRI	80		



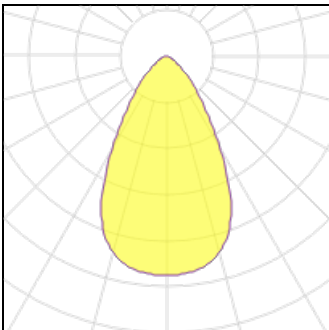
**1 x LED**

Nominal lamp power	20.7 W	LOR	100%
Lamp flux	2971 lm	Total flux	2971 lm
Luminous efficacy	144 lm/W	Total power	20.7 W
CCT	4000 K		
CRI	80		



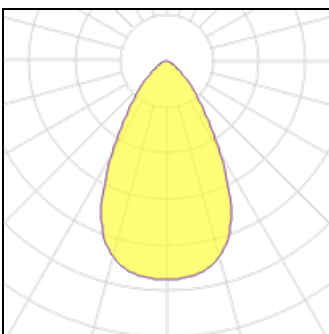
**1 x LED**

Nominal lamp power	8 W	LOR	100%
Lamp flux	1292 lm	Total flux	1292 lm
Luminous efficacy	162 lm/W	Total power	8 W
CCT	4000 K		
CRI	80		



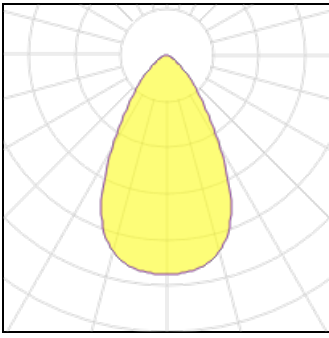
**1 x LED**

Nominal lamp power	20.1 W	LOR	100%
Lamp flux	3015 lm	Total flux	3015 lm
Luminous efficacy	150 lm/W	Total power	20.1 W
CCT	3500 K		
CRI	80		



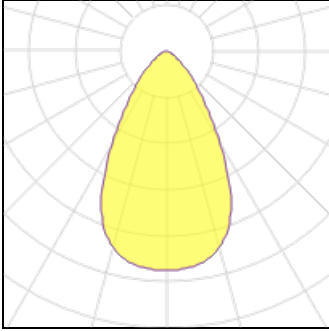
**1 x LED**

Nominal lamp power	15.2 W	LOR	100%
Lamp flux	2285 lm	Total flux	2285 lm
Luminous efficacy	150 lm/W	Total power	15.2 W
CCT	3000 K		
CRI	80		



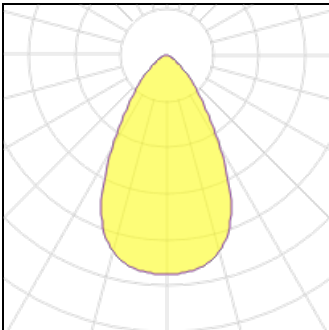
**1 x LED**

Nominal lamp power	8 W	LOR	100%
Lamp flux	1273 lm	Total flux	1273 lm
Luminous efficacy	159 lm/W	Total power	8 W
CCT	3000 K		
CRI	80		



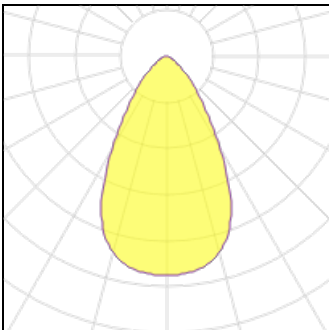
**1 x LED**

Nominal lamp power	9.7 W	LOR	100%
Lamp flux	1519 lm	Total flux	1519 lm
Luminous efficacy	157 lm/W	Total power	9.7 W
CCT	3000 K		
CRI	80		



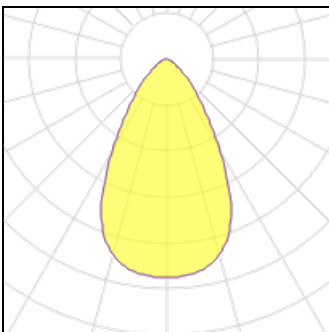
**1 x LED**

Nominal lamp power	9.7 W	LOR	100%
Lamp flux	1542 lm	Total flux	1542 lm
Luminous efficacy	159 lm/W	Total power	9.7 W
CCT	4000 K		
CRI	80		



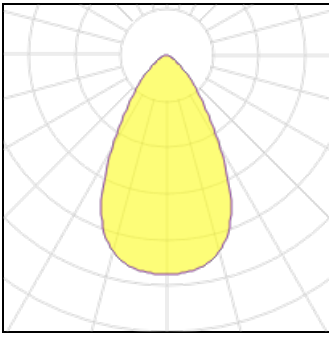
**1 x LED**

Nominal lamp power	13.3 W	LOR	100%
Lamp flux	2012 lm	Total flux	2012 lm
Luminous efficacy	151 lm/W	Total power	13.3 W
CCT	3000 K		
CRI	80		



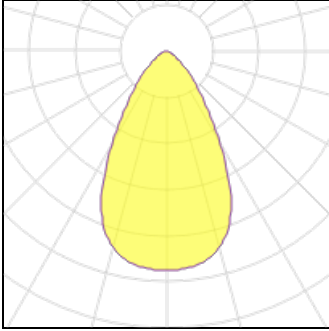
**1 x LED**

Nominal lamp power	17 W	LOR	100%
Lamp flux	2515 lm	Total flux	2515 lm
Luminous efficacy	148 lm/W	Total power	17 W
CCT	3000 K		
CRI	80		



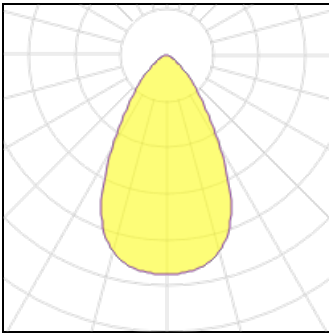
**1 x LED**

Nominal lamp power	18.8 W	LOR	100%
Lamp flux	2751 lm	Total flux	2751 lm
Luminous efficacy	146 lm/W	Total power	18.8 W
CCT	3000 K		
CRI	80		



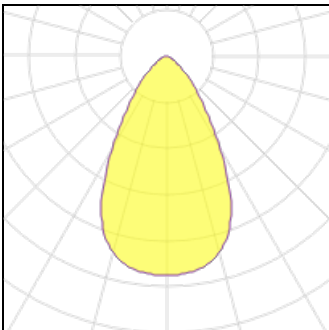
**1 x LED**

Nominal lamp power	20.7 W	LOR	100%
Lamp flux	2927 lm	Total flux	2927 lm
Luminous efficacy	141 lm/W	Total power	20.7 W
CCT	3000 K		
CRI	80		



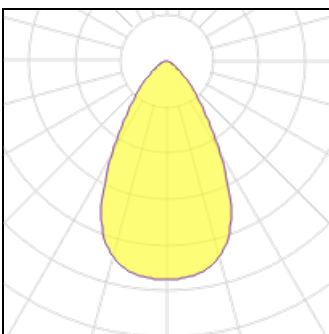
**1 x LED**

Nominal lamp power	7.9 W	LOR	100%
Lamp flux	1311 lm	Total flux	1311 lm
Luminous efficacy	166 lm/W	Total power	7.9 W
CCT	3500 K		
CRI	80		



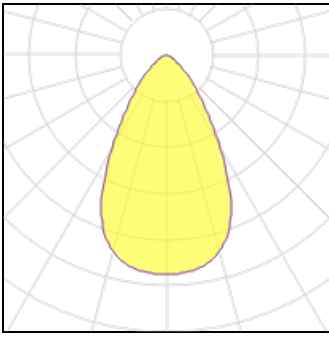
**1 x LED**

Nominal lamp power	9.6 W	LOR	100%
Lamp flux	1565 lm	Total flux	1565 lm
Luminous efficacy	163 lm/W	Total power	9.6 W
CCT	3500 K		
CRI	80		



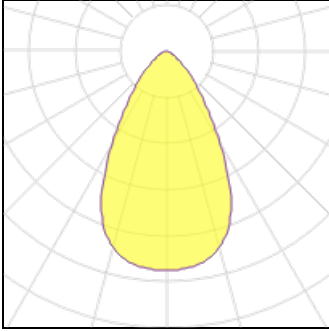
**1 x LED**

Nominal lamp power	11.3 W	LOR	100%
Lamp flux	1819 lm	Total flux	1819 lm
Luminous efficacy	161 lm/W	Total power	11.3 W
CCT	3500 K		
CRI	80		



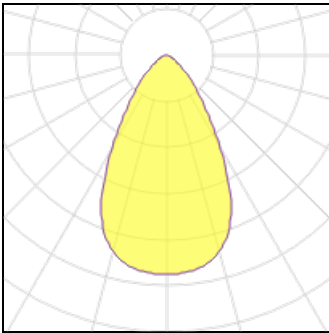
**1 x LED**

Nominal lamp power	13 W	LOR	100%
Lamp flux	2072 lm	Total flux	2072 lm
Luminous efficacy	159 lm/W	Total power	13 W
CCT	3500 K		
CRI	80		



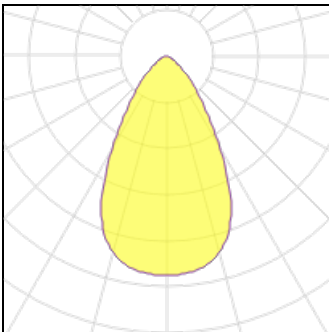
**1 x LED**

Nominal lamp power	14.9 W	LOR	100%
Lamp flux	2354 lm	Total flux	2354 lm
Luminous efficacy	158 lm/W	Total power	14.9 W
CCT	3500 K		
CRI	80		



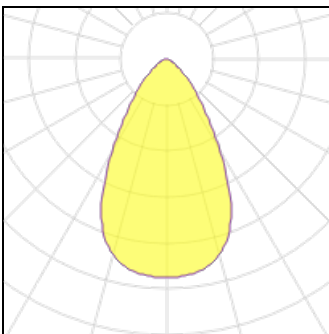
**1 x LED**

Nominal lamp power	16.6 W	LOR	100%
Lamp flux	2590 lm	Total flux	2590 lm
Luminous efficacy	156 lm/W	Total power	16.6 W
CCT	3500 K		
CRI	80		



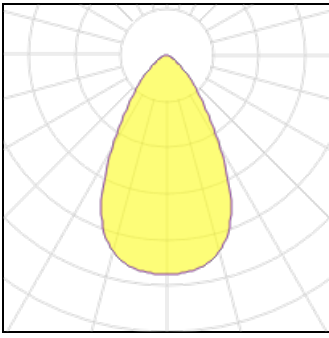
**1 x LED**

Nominal lamp power	18.4 W	LOR	100%
Lamp flux	2834 lm	Total flux	2834 lm
Luminous efficacy	154 lm/W	Total power	18.4 W
CCT	3500 K		
CRI	80		



**1 x LED**

Nominal lamp power	13.3 W	LOR	100%
Lamp flux	2042 lm	Total flux	2042 lm
Luminous efficacy	154 lm/W	Total power	13.3 W
CCT	4000 K		
CRI	80		



1 x LED

Nominal lamp power

11.5 W

Lamp flux

1793 lm

Luminous efficacy

156 lm/W

CCT

4000 K

CRI

80

LOR

100%

Total flux

1793 lm

Total power

11.5 W

---

### Mounting mode

Ceiling recessed

### Shape and measurements

Height: 2.40 in

Diameter: 7.48 in

### Electric

System power: 7.9-20.7 W

Appliance Class: II