

Product data sheet

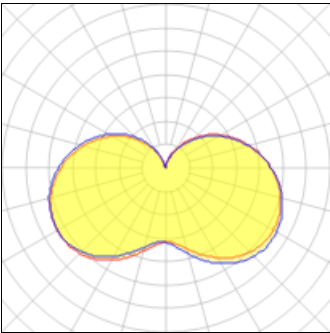
FL2172/12
PHILLY
FRANKLITE



IP
20

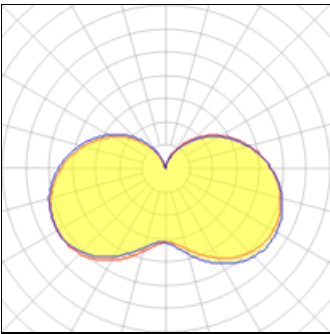
Philly 12lt Fitting from Italy in cream ironwork with a subtle hint of hand painted gold.

Light output 1 (integrated)



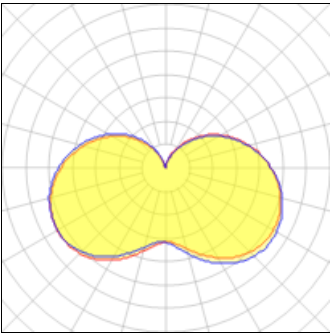
Lamp type	LED	CCT	3000 K
Nominal lamp power	6 W	CRI	80
Total flux	470 lm	LOR	100%
Luminous efficacy	78 lm/W	ULOR	34%
		Total power	6 W

Light output 2 (integrated)



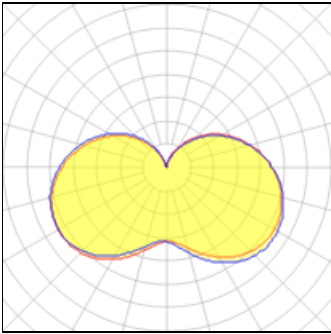
Lamp type	LED	CCT	3000 K
Nominal lamp power	6 W	CRI	80
Total flux	470 lm	LOR	100%
Luminous efficacy	78 lm/W	ULOR	34%
		Total power	6 W

Light output 3 (integrated)



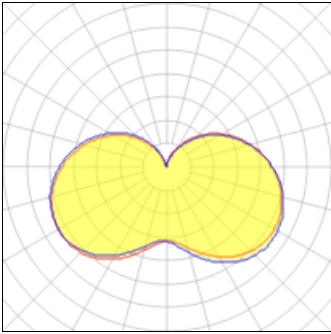
Lamp type	LED	CCT	3000 K
Nominal lamp power	6 W	CRI	80
Total flux	470 lm	LOR	100%
Luminous efficacy	78 lm/W	ULOR	34%
		Total power	6 W

Light output 4 (integrated)



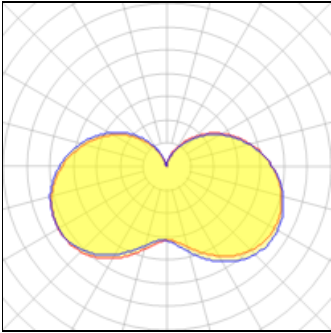
Lamp type	LED	CCT	3000 K
Nominal lamp power	6 W	CRI	80
Total flux	470 lm	LOR	100%
Luminous efficacy	78 lm/W	ULOR	34%
		Total power	6 W

Light output 5 (integrated)



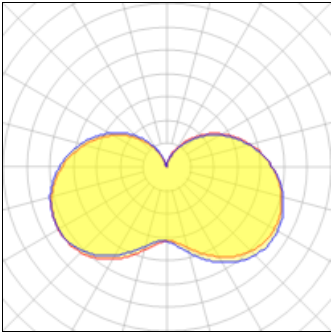
Lamp type	LED	CCT	3000 K
Nominal lamp power	6 W	CRI	80
Total flux	470 lm	LOR	100%
Luminous efficacy	78 lm/W	ULOR	34%
		Total power	6 W

Light output 6 (integrated)



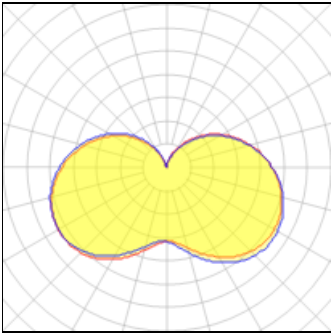
Lamp type	LED	CCT	3000 K
Nominal lamp power	6 W	CRI	80
Total flux	470 lm	LOR	100%
Luminous efficacy	78 lm/W	ULOR	34%
		Total power	6 W

Light output 7 (integrated)



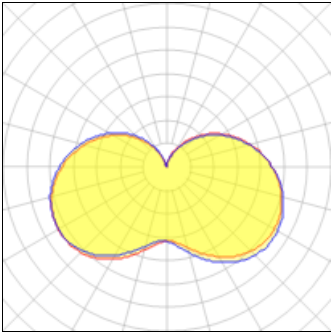
Lamp type	LED	CCT	3000 K
Nominal lamp power	6 W	CRI	80
Total flux	470 lm	LOR	100%
Luminous efficacy	78 lm/W	ULOR	34%
		Total power	6 W

Light output 8 (integrated)



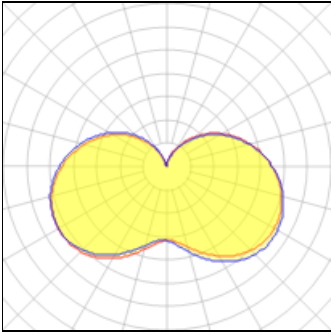
Lamp type	LED	CCT	3000 K
Nominal lamp power	6 W	CRI	80
Total flux	470 lm	LOR	100%
Luminous efficacy	78 lm/W	ULOR	34%
		Total power	6 W

Light output 9 (integrated)



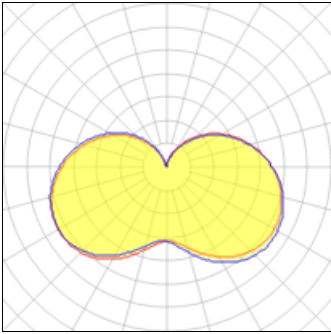
Lamp type	LED	CCT	3000 K
Nominal lamp power	6 W	CRI	80
Total flux	470 lm	LOR	100%
Luminous efficacy	78 lm/W	ULOR	34%
		Total power	6 W

Light output 10 (integrated)



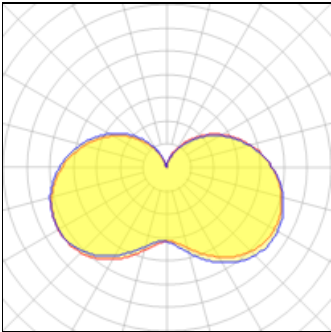
Lamp type	LED	CCT	3000 K
Nominal lamp power	6 W	CRI	80
Total flux	470 lm	LOR	100%
Luminous efficacy	78 lm/W	ULOR	34%
		Total power	6 W

Light output 11 (integrated)



Lamp type	LED	CCT	3000 K
Nominal lamp power	6 W	CRI	80
Total flux	470 lm	LOR	100%
Luminous efficacy	78 lm/W	ULOR	34%
		Total power	6 W

Light output 12 (integrated)



Lamp type	LED	CCT	3000 K
Nominal lamp power	6 W	CRI	80
Total flux	470 lm	LOR	100%
Luminous efficacy	78 lm/W	ULOR	34%
		Total power	6 W

Mounting mode

Ceiling mounted, Pendant

Shape and measurements

Length: 42.82 in
Width: 42.82 in
Height: 54.81 in

Adjustability

Fixed

Electric

System power: 72 W

Protection

IP: 20