

# Product data sheet

SIDELITE ECO  
312774.002  
RZB

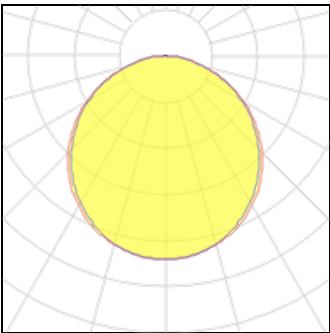


IP  
40

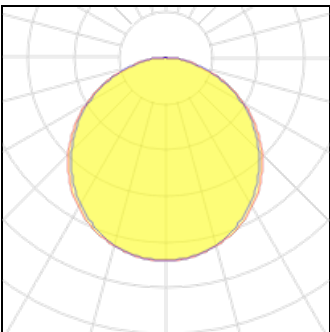
IK  
03

Series: SIDELITE ECO Highly economical recessed luminaire with progressive LED technology. Frame made of aluminium, powder-coated. Diffuser: plastic, opal. Lightguide and diffuser made of non-yellowing plastic (PMMA). Lateral light emission (RZB SIDELITE technology) for homogeneous light distribution. External driver. External driver with simple plug-in locking system and extended converter connecting cable to luminaire (1.90 m). MultiLumen: 4 steps adjustable luminous flux. Factory setting is the lowest offered step. Luminaire can be used with accessories (to be ordered separately) for recessed, surface mounting or as pendant luminaire. Qualified for use in the food and drink industry. Colour: white Length: 595 mm Width: 595 mm Recess height: 160 mm Luminaire: recess height: 38 mm Lamp: LED Socket: without socket Colour temperature: 3000K Colour rendering index (CRI): 80 System power: 26 W Rated luminous flux: 3550 lm Beam angle Down: 113° / 111° Luminous efficiency: 137 lm/W System power 2: 30 W Rated luminous flux 2: 4050 lm Luminous efficiency 2: 135 lm/W System power 3: 33 W Rated luminous flux 3: 4400 lm Luminous efficiency 3: 133 lm/W System power 4: 37 W Rated luminous flux 4: 4800 lm Luminous efficiency 4: 130 lm/W Control gear: Regulated power supply Protection class: II Type of protection: IP 40

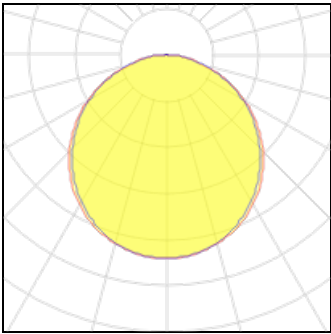
## Light output 1



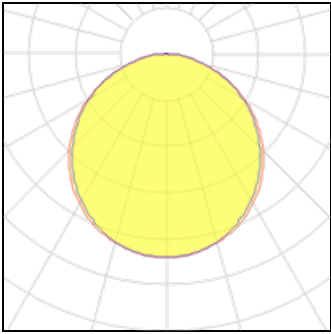
1 x LED			
Nominal lamp power	37 W	LOR	74%
Lamp flux	4800 lm	ULOR	20%
Luminous efficacy	96 lm/W	Total flux	3534 lm
CCT	3000 K	Total power	37 W
CRI	80		



1 x LED			
Nominal lamp power	33 W	LOR	74%
Lamp flux	4400 lm	ULOR	20%
Luminous efficacy	98 lm/W	Total flux	3239 lm
CCT	3000 K	Total power	33 W
CRI	80		



1 x LED			
Nominal lamp power	30 W	LOR	74%
Lamp flux	4050 lm	ULOR	20%
Luminous efficacy	99 lm/W	Total flux	2982 lm
CCT	3000 K	Total power	30 W
CRI	80		



1 x LED			
Nominal lamp power	26 W	LOR	74%
Lamp flux	3550 lm	ULOR	20%
Luminous efficacy	101 lm/W	Total flux	2614 lm
CCT	3000 K	Total power	26 W
CRI	80		

**Mounting mode**

Ceiling recessed

**Shape and measurements**

Length: 23.43 in

Width: 23.43 in

Height: 0.47 in

**Adjustability**

Fixed

**Electric**

System power: 26-37 W

**Protection**

IP: 40

IK: 03