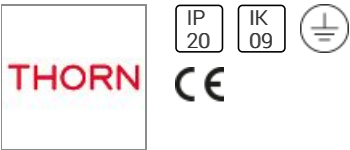


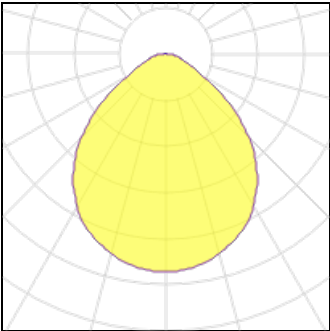
Product data sheet

CETUS LED 1000 HF E3 840
96242099
THORN LIGHTING



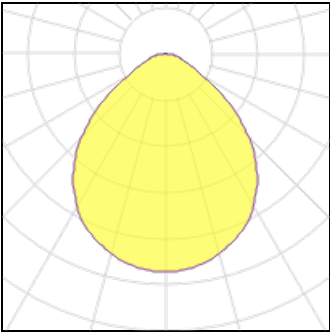
A value performance, low height, ceiling recessed LED downlight. Electronic, fixed output control gear with 3 hour, manual test, emergency lighting circuit. Body and reflector: aluminium, powder coated white (RAL 9016). Diffuser: polycarbonate. Class I electrical, IP44, IK09. Spring clips suitable for ceiling thicknesses from 1 to 35mm. Cut-out Ø190mm. Complete with 4000K LED. Dimensions: Ø215 x 88 mm Total power: 9.4 W Weight: 1.75 kg

Light output 1 (emergency)



1 x General service incandescent lamp			
Nominal lamp power	3 W	LOR	100%
Lamp flux	350 lm	Total flux	350 lm
Luminous efficacy	350006 lm/W	Total power	0 W
CCT	3000 K		
CRI	80		

Light output 2



1 x General service incandescent lamp			
Nominal lamp power	9 W	LOR	100%
Lamp flux	1050 lm	Total flux	1050 lm
Luminous efficacy	112 lm/W	Total power	9.4 W
CCT	3000 K		
CRI	80		

Mounting mode

Ceiling recessed

Shape and measurements

Height: 3.46 in
Diameter: 8.46 in
Weight: 1.8 kg

Design

Material impression: Aluminum
Color of housing: White

Electric

System power: 9.4 W
Voltage: 220-240 V AC
Appliance Class: I

Information regarding emergency functions

Supplementary emergency lighting
Emergency sign: N/A

Protection

IP: 20

IK: 09

Designation labels: CE