

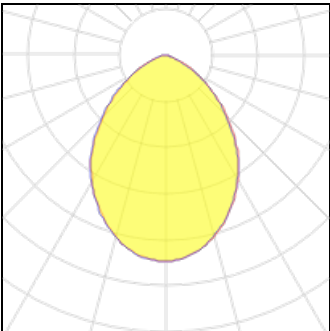
# Product data sheet

SMART KUP 115 IP54 DIFFUSE LED GE 4000K BLACK STRUC  
12763132  
MODULAR

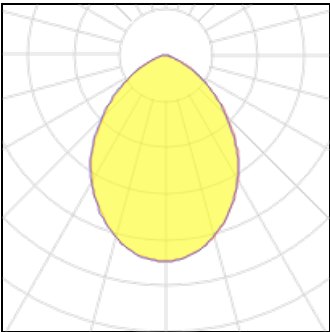


Smart lighting family Smart Cake, Smart Lotis and Smart Kup form a new generation of spotlights which combine technical ingenuity with timeless design. This family's styling is based on our most popular designs. In concrete terms, the fittings consist of a module which can be combined with one of three trims to suit your requirements. The new spotlights can be combined with Smart Mask or Smart surface box to form the perfect solution for any interior. What you get is a LED module with a different finish. The design of the Smart Kup looks like a flaring cylinder.

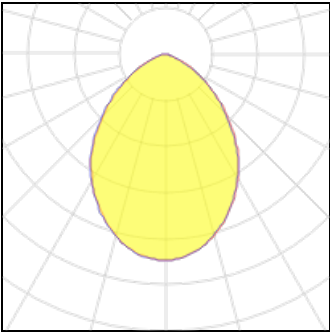
## Light output 1



|                    |         |             |         |
|--------------------|---------|-------------|---------|
| 1 x LED            |         |             |         |
| Nominal lamp power | 23.6 W  | LOR         | 62%     |
| Lamp flux          | 2224 lm | Total flux  | 1388 lm |
| Luminous efficacy  | 59 lm/W | Total power | 23.6 W  |
| CCT                | 4000 K  |             |         |
| CRI                | 90      |             |         |



|                    |         |             |        |
|--------------------|---------|-------------|--------|
| 1 x LED            |         |             |        |
| Nominal lamp power | 11 W    | LOR         | 62%    |
| Lamp flux          | 1219 lm | Total flux  | 761 lm |
| Luminous efficacy  | 69 lm/W | Total power | 11 W   |
| CCT                | 4000 K  |             |        |
| CRI                | 90      |             |        |



|                    |         |             |         |
|--------------------|---------|-------------|---------|
| 1 x LED            |         |             |         |
| Nominal lamp power | 16.25 W | LOR         | 62%     |
| Lamp flux          | 1672 lm | Total flux  | 1044 lm |
| Luminous efficacy  | 64 lm/W | Total power | 16.25 W |
| CCT                | 4000 K  |             |         |
| CRI                | 90      |             |         |

## Mounting mode

Ceiling recessed

#### Shape and measurements

Height: 0.39 in

Diameter: 4.53 in

#### Adjustability

Fixed

#### Electric

System power: 11-23.6 W

Appliance Class: II

#### Protection

IP: 54