

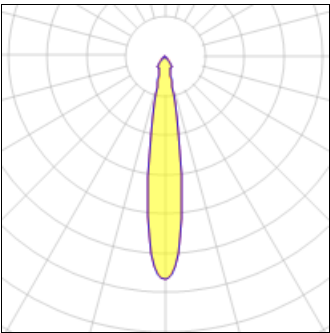
Product data sheet

SMART LOTIS 160 IP55 LED GE 4000K SPOT WHITE STRUC
13014209
MODULAR

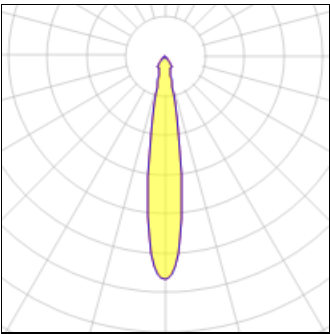


Timeless Light Smart lotis is the best known fixture within the Smart family. The deeply recessed cone which holds the light source inspired the designers to create a very versatile spot to be combined with multiple accessories. This family's styling is based on our most popular designs. Concretely this means that the luminaires consist of a module (LED or halogen) which can be combined with one of three trims to suit your needs. The new spotlights can be combined with Smart mask, Smart surface box or Smart surface tubed to form the perfect solution for any interior. Choose a white, black or gold finishing. Also available in different sizes, fix and adjustable, IP version, ...

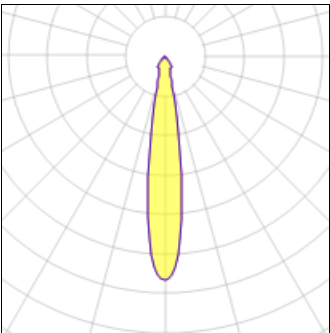
Light output 1



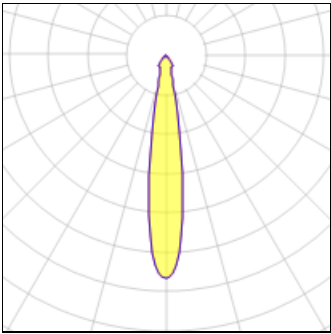
1 x LED			
Nominal lamp power	36.3 W	LOR	90%
Lamp flux	4427 lm	Total flux	4005 lm
Luminous efficacy	110 lm/W	Total power	36.3 W
CCT	4000 K		
CRI	90		



1 x LED			
Nominal lamp power	49.7 W	LOR	90%
Lamp flux	5725 lm	Total flux	5179 lm
Luminous efficacy	104 lm/W	Total power	49.7 W
CCT	4000 K		
CRI	90		

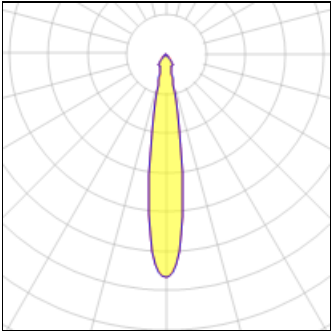


1 x LED			
Nominal lamp power	16 W	LOR	90%
Lamp flux	2265 lm	Total flux	2049 lm
Luminous efficacy	128 lm/W	Total power	16 W
CCT	4000 K		
CRI	90		



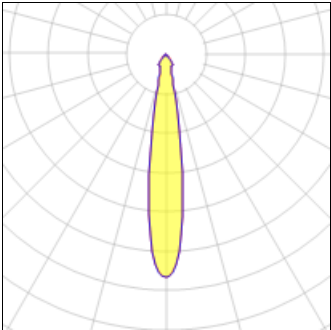
1 x LED

Nominal lamp power	23.5 W	LOR	90%
Lamp flux	3084 lm	Total flux	2790 lm
Luminous efficacy	119 lm/W	Total power	23.5 W
CCT	4000 K		
CRI	90		



1 x LED

Nominal lamp power	30.8 W	LOR	90%
Lamp flux	3828 lm	Total flux	3463 lm
Luminous efficacy	112 lm/W	Total power	30.8 W
CCT	4000 K		
CRI	90		



1 x LED

Nominal lamp power	42 W	LOR	90%
Lamp flux	4972 lm	Total flux	4498 lm
Luminous efficacy	107 lm/W	Total power	42 W
CCT	4000 K		
CRI	90		

Mounting mode

Ceiling recessed

Shape and measurements

Length: 6.30 in
Width: 6.30 in
Height: 4.76 in
Weight: 0.98 kg

Adjustability

Fixed

Electric

System power: 16-49.7 W
Appliance Class: II

Protection

IP: 55