


Product data sheet

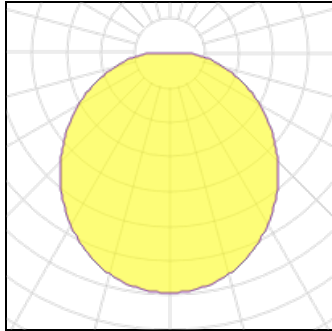
HALO SUSPENSION BLACK 1220MM
 R48H122-9005C1840H3S
 PLANLICHT



IP
20

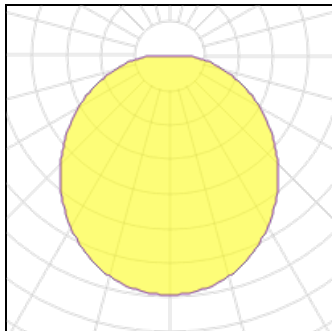
LED HO 4000K 67W 4799lm DALI <https://katalog.planlicht.com/en-us/fam-halo/>

Light output 1 (integrated)



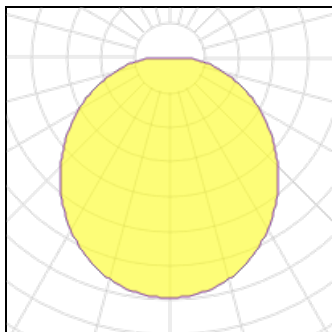
| | | | |
|--------------------|---------|-------------|--------|
| Lamp type | LED | CCT | 4000 K |
| Nominal lamp power | 8.38 W | CRI | 80 |
| Total flux | 600 lm | LOR | 20% |
| Luminous efficacy | 72 lm/W | ULOR | 20% |
| | | Total power | 8.38 W |

Light output 2 (integrated)



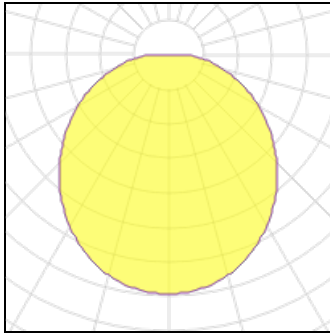
| | | | |
|--------------------|---------|-------------|--------|
| Lamp type | LED | CCT | 4000 K |
| Nominal lamp power | 8.38 W | CRI | 80 |
| Total flux | 600 lm | LOR | 20% |
| Luminous efficacy | 72 lm/W | ULOR | 20% |
| | | Total power | 8.38 W |

Light output 3 (integrated)



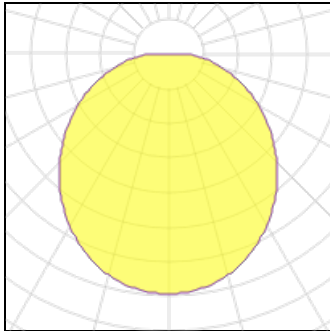
| | | | |
|--------------------|---------|-------------|--------|
| Lamp type | LED | CCT | 4000 K |
| Nominal lamp power | 8.38 W | CRI | 80 |
| Total flux | 600 lm | LOR | 20% |
| Luminous efficacy | 72 lm/W | ULOR | 20% |
| | | Total power | 8.38 W |

Light output 4 (integrated)



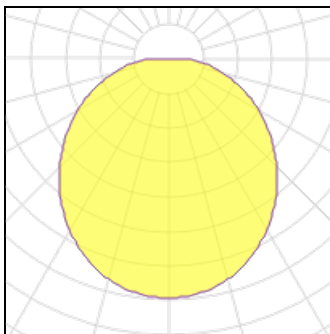
| | | | |
|--------------------|---------|-------------|--------|
| Lamp type | LED | CCT | 4000 K |
| Nominal lamp power | 8.38 W | CRI | 80 |
| Total flux | 600 lm | LOR | 20% |
| Luminous efficacy | 72 lm/W | ULOR | 20% |
| | | Total power | 8.38 W |

Light output 5 (integrated)



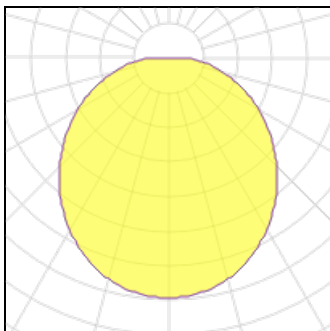
| | | | |
|--------------------|---------|-------------|--------|
| Lamp type | LED | CCT | 4000 K |
| Nominal lamp power | 8.38 W | CRI | 80 |
| Total flux | 600 lm | LOR | 20% |
| Luminous efficacy | 72 lm/W | ULOR | 20% |
| | | Total power | 8.38 W |

Light output 6 (integrated)



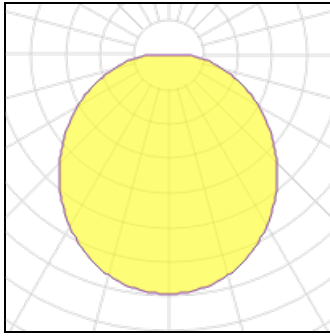
| | | | |
|--------------------|---------|-------------|--------|
| Lamp type | LED | CCT | 4000 K |
| Nominal lamp power | 8.38 W | CRI | 80 |
| Total flux | 600 lm | LOR | 20% |
| Luminous efficacy | 72 lm/W | ULOR | 20% |
| | | Total power | 8.38 W |

Light output 7 (integrated)



| | | | |
|--------------------|---------|-------------|--------|
| Lamp type | LED | CCT | 4000 K |
| Nominal lamp power | 8.38 W | CRI | 80 |
| Total flux | 600 lm | LOR | 20% |
| Luminous efficacy | 72 lm/W | ULOR | 20% |
| | | Total power | 8.38 W |

Light output 8 (integrated)



| | | | |
|--------------------|---------|-------------|--------|
| Lamp type | LED | CCT | 4000 K |
| Nominal lamp power | 8.38 W | CRI | 80 |
| Total flux | 600 lm | LOR | 20% |
| Luminous efficacy | 72 lm/W | ULOR | 20% |
| | | Total power | 8.38 W |

Mounting mode

Pendant

Shape and measurements

Length: 48.03 in

Width: 48.03 in

Height: 2.17 in

Weight: 18.078 kg

Adjustability

Fixed

Electric

System power: 67 W

Protection

IP: 20