

Product data sheet

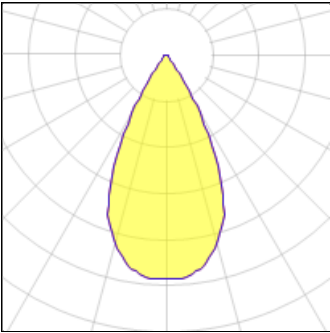
MIRAGE 3 110
MEDIUM BLACK
WHITECROFT



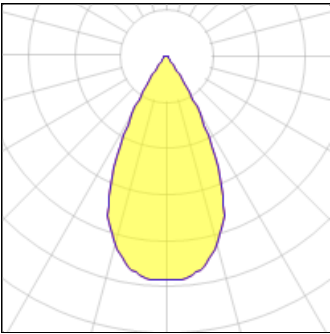
IP
44

See lamps to select output and colour variants MIRAGE 3 recessed downlighter black reflector, Medium distribution. Narrow 11mm width bezel and shallow depth body. Graphite heat sink for optimum thermal management and superior optics designed for maximum visual comfort. Simple spring ceiling retention method to suit ceiling thicknesses between 1-50mm. Supplied with connected remote driver. Medium round version, 110mm diameter cut out, 118mm over bezel. Emergency Output:- 8.4w - 45% 16.6w - 23% 26.5w - 11%

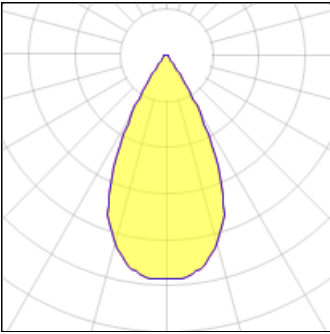
Light output 1



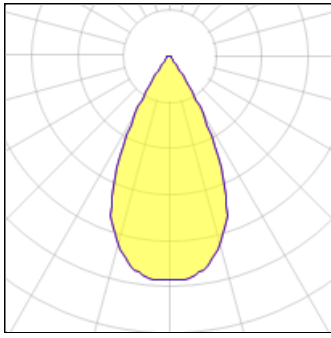
| | | | |
|--------------------|---------|-------------|---------|
| 1 x LED | | | |
| Nominal lamp power | 26.5 W | LOR | 99% |
| Lamp flux | 1882 lm | Total flux | 1869 lm |
| Luminous efficacy | 71 lm/W | Total power | 26.5 W |
| CCT | 4000 K | | |
| CRI | 90 | | |



| | | | |
|--------------------|---------|-------------|---------|
| 1 x LED | | | |
| Nominal lamp power | 16.6 W | LOR | 99% |
| Lamp flux | 1234 lm | Total flux | 1225 lm |
| Luminous efficacy | 74 lm/W | Total power | 16.6 W |
| CCT | 4000 K | | |
| CRI | 90 | | |

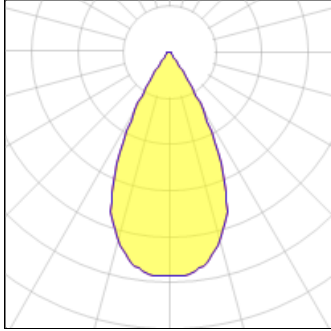


| | | | |
|--------------------|---------|-------------|--------|
| 1 x LED | | | |
| Nominal lamp power | 8.4 W | LOR | 99% |
| Lamp flux | 625 lm | Total flux | 621 lm |
| Luminous efficacy | 74 lm/W | Total power | 8.4 W |
| CCT | 4000 K | | |
| CRI | 90 | | |

**1 x LED**

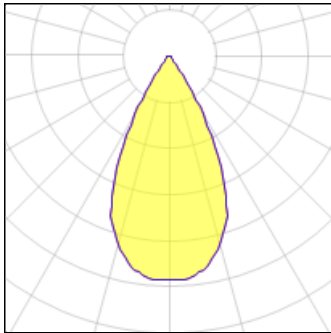
| | |
|--------------------|---------|
| Nominal lamp power | 26.5 W |
| Lamp flux | 1746 lm |
| Luminous efficacy | 65 lm/W |
| CCT | 3000 K |
| CRI | 90 |

| | |
|-------------|---------|
| LOR | 99% |
| Total flux | 1734 lm |
| Total power | 26.5 W |

**1 x LED**

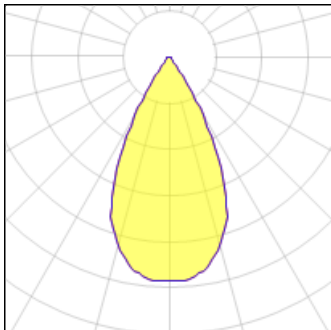
| | |
|--------------------|---------|
| Nominal lamp power | 16.6 W |
| Lamp flux | 1145 lm |
| Luminous efficacy | 69 lm/W |
| CCT | 3000 K |
| CRI | 90 |

| | |
|-------------|---------|
| LOR | 99% |
| Total flux | 1137 lm |
| Total power | 16.6 W |

**1 x LED**

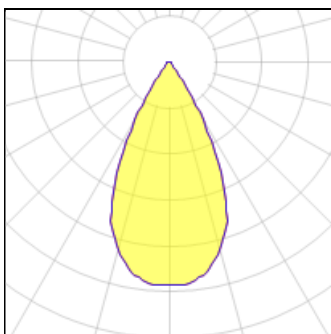
| | |
|--------------------|---------|
| Nominal lamp power | 8.4 W |
| Lamp flux | 580 lm |
| Luminous efficacy | 69 lm/W |
| CCT | 3000 K |
| CRI | 90 |

| | |
|-------------|--------|
| LOR | 99% |
| Total flux | 576 lm |
| Total power | 8.4 W |

**1 x LED**

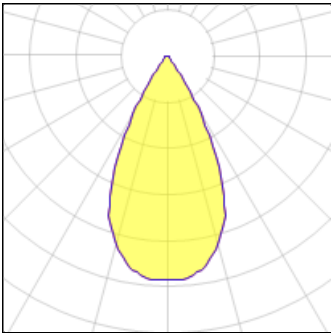
| | |
|--------------------|---------|
| Nominal lamp power | 26.5 W |
| Lamp flux | 2267 lm |
| Luminous efficacy | 85 lm/W |
| CCT | 4000 K |
| CRI | 80 |

| | |
|-------------|---------|
| LOR | 99% |
| Total flux | 2251 lm |
| Total power | 26.5 W |

**1 x LED**

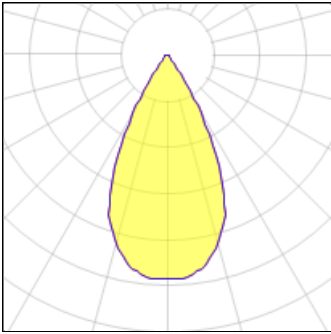
| | |
|--------------------|---------|
| Nominal lamp power | 16.6 W |
| Lamp flux | 1487 lm |
| Luminous efficacy | 89 lm/W |
| CCT | 4000 K |
| CRI | 80 |

| | |
|-------------|---------|
| LOR | 99% |
| Total flux | 1477 lm |
| Total power | 16.6 W |



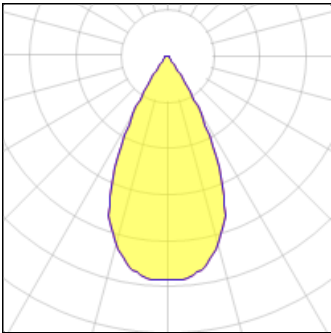
1 x LED

| | | | |
|--------------------|---------|-------------|--------|
| Nominal lamp power | 8.4 W | LOR | 99% |
| Lamp flux | 753 lm | Total flux | 748 lm |
| Luminous efficacy | 89 lm/W | Total power | 8.4 W |
| CCT | 4000 K | | |
| CRI | 80 | | |



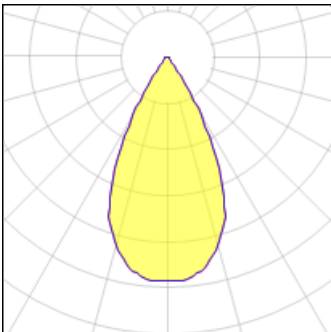
1 x LED

| | | | |
|--------------------|---------|-------------|---------|
| Nominal lamp power | 26.5 W | LOR | 99% |
| Lamp flux | 2108 lm | Total flux | 2093 lm |
| Luminous efficacy | 79 lm/W | Total power | 26.5 W |
| CCT | 3000 K | | |
| CRI | 80 | | |



1 x LED

| | | | |
|--------------------|---------|-------------|---------|
| Nominal lamp power | 16.6 W | LOR | 99% |
| Lamp flux | 1383 lm | Total flux | 1373 lm |
| Luminous efficacy | 83 lm/W | Total power | 16.6 W |
| CCT | 3000 K | | |
| CRI | 80 | | |



1 x LED

| | | | |
|--------------------|---------|-------------|--------|
| Nominal lamp power | 8.4 W | LOR | 99% |
| Lamp flux | 700 lm | Total flux | 695 lm |
| Luminous efficacy | 83 lm/W | Total power | 8.4 W |
| CCT | 3000 K | | |
| CRI | 80 | | |

Mounting mode

Ceiling recessed

Shape and measurements

Height: 3.94 in

Diameter: 4.72 in

Adjustability

Fixed

Electric

System power: 8.4-26.5 W

Protection

IP: 44