


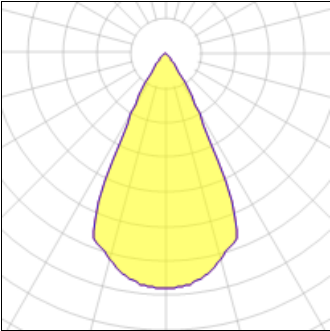
Product data sheet

SHARP RECESSED TRIM 12X 36W 930 VERY WIDE FLOOD BLACK EXT.DRV + SCREEN 4X BLACK
AF20204+AF95204
ARTEMIDE



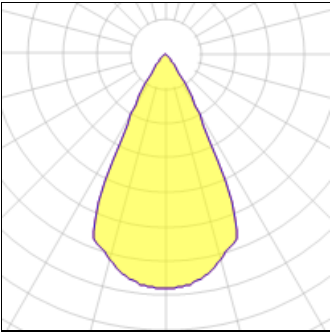
SHARP RECESSED TRIM 12X 36W 930 VERY WIDE FLOOD BLACK EXT.DRV + SCREEN 4X BLACK

Light output 1 (integrated)



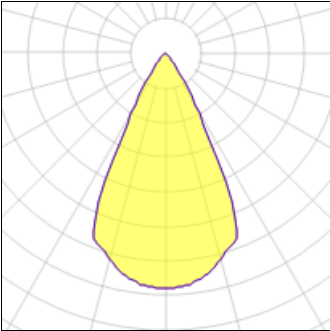
Lamp type	LED	CCT	3000 K
Nominal lamp power	2.75 W	CRI	90
Total flux	190 lm	LOR	100%
Luminous efficacy	69 lm/W	Total power	2.75 W

Light output 2 (integrated)



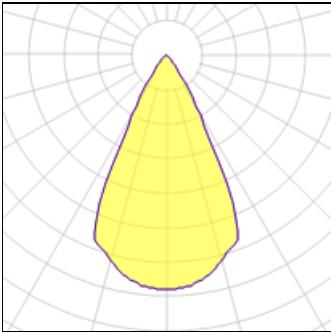
Lamp type	LED	CCT	3000 K
Nominal lamp power	2.75 W	CRI	90
Total flux	190 lm	LOR	100%
Luminous efficacy	69 lm/W	Total power	2.75 W

Light output 3 (integrated)



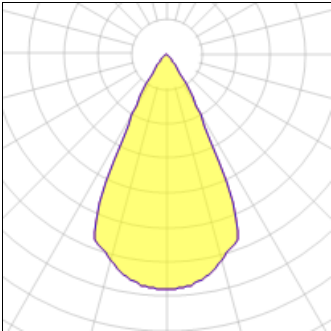
Lamp type	LED	CCT	3000 K
Nominal lamp power	2.75 W	CRI	90
Total flux	190 lm	LOR	100%
Luminous efficacy	69 lm/W	Total power	2.75 W

Light output 4 (integrated)



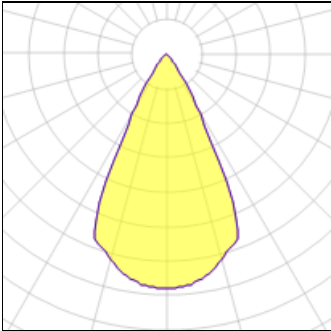
Lamp type	LED	CCT	3000 K
Nominal lamp power	2.75 W	CRI	90
Total flux	190 lm	LOR	100%
Luminous efficacy	69 lm/W	Total power	2.75 W

Light output 5 (integrated)



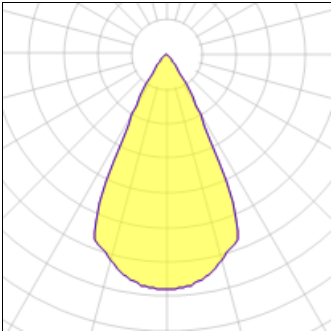
Lamp type	LED	CCT	3000 K
Nominal lamp power	2.75 W	CRI	90
Total flux	190 lm	LOR	100%
Luminous efficacy	69 lm/W	Total power	2.75 W

Light output 6 (integrated)



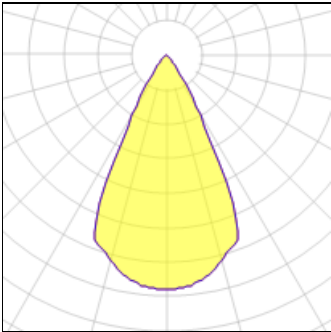
Lamp type	LED	CCT	3000 K
Nominal lamp power	2.75 W	CRI	90
Total flux	190 lm	LOR	100%
Luminous efficacy	69 lm/W	Total power	2.75 W

Light output 7 (integrated)



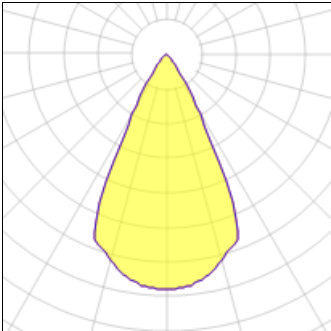
Lamp type	LED	CCT	3000 K
Nominal lamp power	2.75 W	CRI	90
Total flux	190 lm	LOR	100%
Luminous efficacy	69 lm/W	Total power	2.75 W

Light output 8 (integrated)



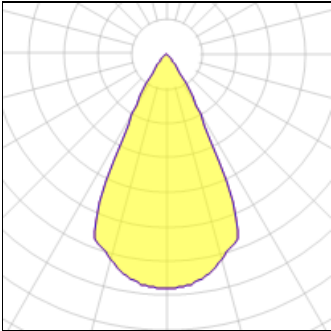
Lamp type	LED	CCT	3000 K
Nominal lamp power	2.75 W	CRI	90
Total flux	190 lm	LOR	100%
Luminous efficacy	69 lm/W	Total power	2.75 W

Light output 9 (integrated)



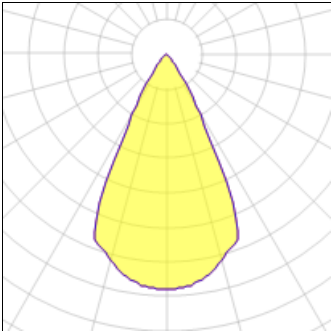
Lamp type	LED	CCT	3000 K
Nominal lamp power	2.75 W	CRI	90
Total flux	190 lm	LOR	100%
Luminous efficacy	69 lm/W	Total power	2.75 W

Light output 10 (integrated)



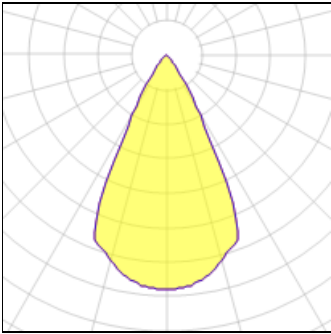
Lamp type	LED	CCT	3000 K
Nominal lamp power	2.75 W	CRI	90
Total flux	190 lm	LOR	100%
Luminous efficacy	69 lm/W	Total power	2.75 W

Light output 11 (integrated)



Lamp type	LED	CCT	3000 K
Nominal lamp power	2.75 W	CRI	90
Total flux	190 lm	LOR	100%
Luminous efficacy	69 lm/W	Total power	2.75 W

Light output 12 (integrated)



Lamp type	LED	CCT	3000 K
Nominal lamp power	2.75 W	CRI	90
Total flux	190 lm	LOR	100%
Luminous efficacy	69 lm/W	Total power	2.75 W

Mounting mode

Ceiling recessed

Shape and measurements

Length: 2.17 in

Width: 18.11 in

Height: 1.72 in

Adjustability

Fixed

Electric

System power: 33 W

Protection

IP: 20