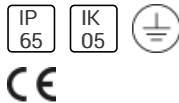


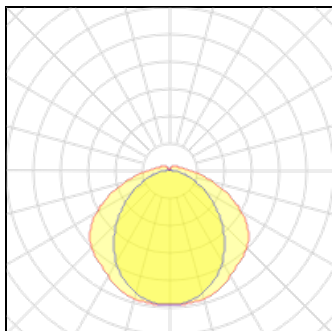
Product data sheet

161 LED EMERGENCY LIGHT FITTING
 161 15L34 H50 ZB DV P5X2,5 (16118 1042)
 SCHUCH



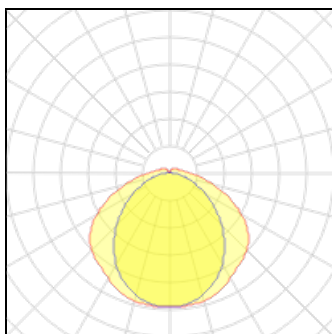
LED emergency light fitting, 21 W, 3440 lm, 164 lm/W, Central supply (ZB), Class I, IP65, symmetrical wide beam, 4000 K, CRI ≥ 80, Ta -20 °C/+50 °C, L70>100000 h (@ Ta max), L80>70000 h (@ Ta max), L90>50000 h (@ Ta 25°C), Diffuser PMMA satined, Closure Plastic, Housing Glass fibre reinforced polyester, Colour grey, Through wiring (DV) 5x2.5 mm² PVC. Sturdy LED damp-proof light fitting for connection to group or central battery systems with incorporated fuse for selective disconnection in case of failure. Highly impact-resistant glass fibre reinforced polyester housing and frosted diffuser with high impact resistance. Captive clips, multi-part, incl. two safety clips, silicone gasket. Powder-coated aluminium reflector with highly efficient Zhaga LED modules and ECG with overload and short circuit protection. Resource-saving and environmentally friendly thanks to interchangeability of components (no disposable light fitting). Length 1572,00 mm, Width/Diameter 116,00 mm, Height 125,00 mm, Net weight 3,05 kg.

Light output 1 (integrated)



Lamp type	LED	CCT	4000 K
Nominal lamp power	21 W	CRI	80
Total flux	3439 lm	LOR	100%
Luminous efficacy	164 lm/W	ULOR	7%
		Total power	21 W

Light output 2 (integrated, emergency)



Lamp type	LED	CCT	4000 K
Nominal lamp power	21 W	CRI	80
Total flux	3439 lm	LOR	100%
Luminous efficacy	164 lm/W	ULOR	7%
		Total power	21 W

Mounting mode

Ceiling mounted, Pendant, Contact rail, Wall mounted

Shape and measurements

Length: 61.89 in
 Width: 4.57 in
 Height: 4.92 in

Electric

System power: 42 W
 Appliance Class: I

Information regarding emergency functions

Supplementary emergency lighting
 Emergency sign: N/A

Adjustability

Fixed

Protection

IP: 65

IK: 05

Designation labels: CE