

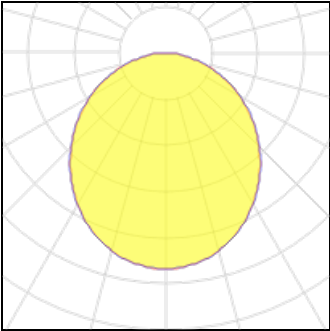
Product data sheet

HUGE 191-260K-10GGEI/830, W
191-260K-10GGEI/830
HALLA

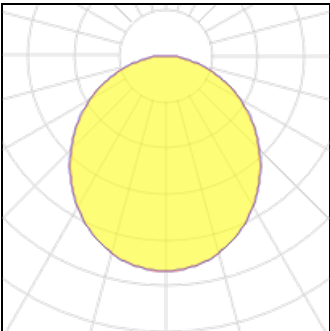


191-260K-10GGEI/830, W Luminaire surface/wall mounted Material of luminaire: Colour of luminaire: Shape of luminaire: Circular Size: 600 x 600 x 87 mm Type of installation: Surface, Wall mounted Distribution: Direct Optics type: Opal diffuser Protection class: I Voltage: 220-240V

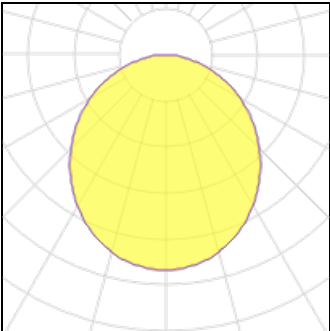
Light output 1



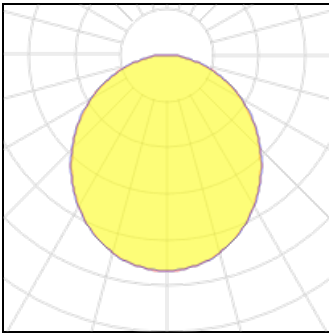
1 x LED			
Nominal lamp power	38 W	LOR	100%
Lamp flux	5440 lm	Total flux	5440 lm
Luminous efficacy	129 lm/W	Total power	42.1 W
CCT	3000 K		
CRI	80		



1 x LED			
Nominal lamp power	35 W	LOR	100%
Lamp flux	5000 lm	Total flux	5000 lm
Luminous efficacy	130 lm/W	Total power	38.4 W
CCT	3000 K		
CRI	80		

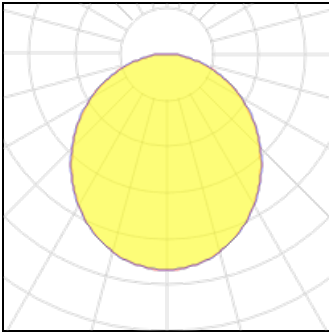


1 x LED			
Nominal lamp power	30.5 W	LOR	100%
Lamp flux	4500 lm	Total flux	4500 lm
Luminous efficacy	132 lm/W	Total power	34.1 W
CCT	3000 K		
CRI	80		



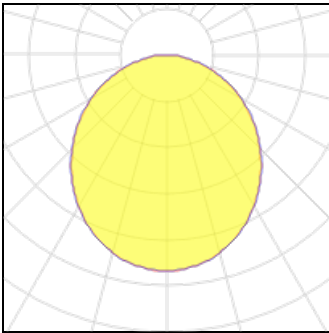
1 x LED

Nominal lamp power	27 W	LOR	100%
Lamp flux	4000 lm	Total flux	4000 lm
Luminous efficacy	133 lm/W	Total power	30.1 W
CCT	3000 K		
CRI	80		



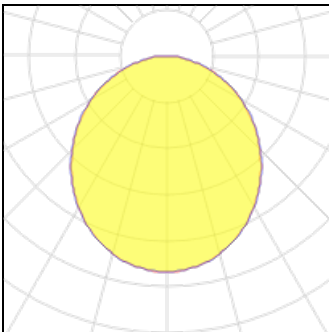
1 x LED

Nominal lamp power	23 W	LOR	100%
Lamp flux	3500 lm	Total flux	3500 lm
Luminous efficacy	134 lm/W	Total power	26.2 W
CCT	3000 K		
CRI	80		



1 x LED

Nominal lamp power	20 W	LOR	100%
Lamp flux	3000 lm	Total flux	3000 lm
Luminous efficacy	135 lm/W	Total power	22.2 W
CCT	3000 K		
CRI	80		



1 x LED

Nominal lamp power	17 W	LOR	100%
Lamp flux	2500 lm	Total flux	2500 lm
Luminous efficacy	137 lm/W	Total power	18.3 W
CCT	3000 K		
CRI	80		

Mounting mode

Ceiling mounted, Pendant

Shape and measurements

Height: 3.43 in

Diameter: 23.62 in

Adjustability

Fixed

Electric

System power: 18.3-42.1 W

Appliance Class: I

Protection

IP: 20