

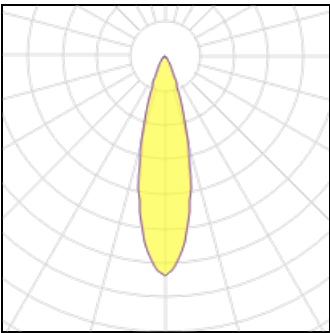
Product data sheet

M20/M26H - SPY 66 93030 MDL
23327 9320
DELTA LIGHT

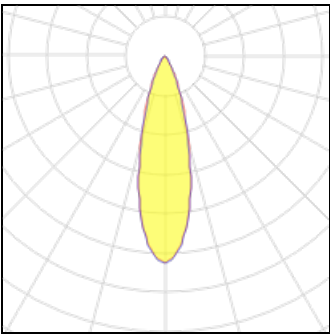


Luminaire, low voltage systems low voltage system mounted (indoor use) from Deltalight, named M20/M26H - SPY 66 93030 MDL, available in the colour(s): black, white. This luminaire can be used with the following 48V magnetic lighting system(s): SHIFTLINE M26H - PROFILE, SPLITLINE M20 - PROFILE, SPLITLINE M20 ST - PROFILE. This luminaire is equipped with LED array 25W / CRI>90 (R9: 52) / 3000K / 2811lm with build-in converter to operate on a voltage of 48V-DC. Dimming protocol: MDL = 1-10V or DALI or push button. Light distributor: reflector 30°.

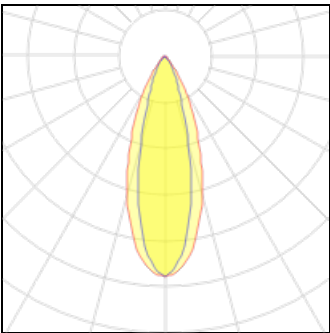
Light output 1



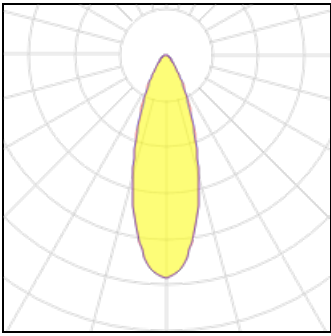
1 x LED			
Nominal lamp power	25 W	LOR	73%
Lamp flux	2811 lm	Total flux	2045 lm
Luminous efficacy	112 lm/W	Total power	28 W
CCT	3000 K		
CRI	90		



1 x LED			
Nominal lamp power	25 W	LOR	73%
Lamp flux	2811 lm	Total flux	2045 lm
Luminous efficacy	112 lm/W	Total power	28 W
CCT	3000 K		
CRI	90		



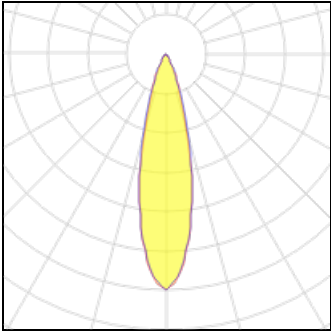
1 x LED			
Nominal lamp power	25 W	LOR	73%
Lamp flux	2811 lm	Total flux	2045 lm
Luminous efficacy	112 lm/W	Total power	28 W
CCT	3000 K		
CRI	90		



1 x LED

Nominal lamp power	25 W
Lamp flux	2811 lm
Luminous efficacy	112 lm/W
CCT	3000 K
CRI	90

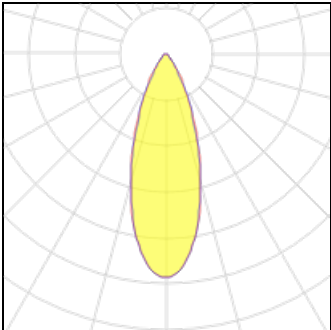
LOR	73%
Total flux	2045 lm
Total power	28 W



1 x LED

Nominal lamp power	25 W
Lamp flux	2811 lm
Luminous efficacy	112 lm/W
CCT	3000 K
CRI	90

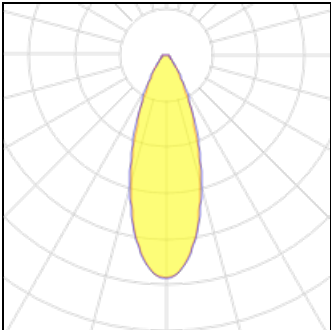
LOR	73%
Total flux	2045 lm
Total power	28 W



1 x LED

Nominal lamp power	25 W
Lamp flux	2811 lm
Luminous efficacy	112 lm/W
CCT	3000 K
CRI	90

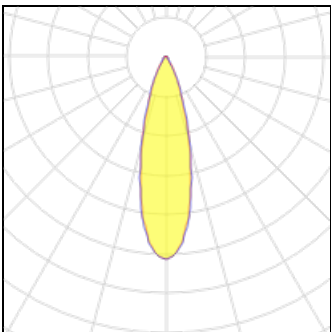
LOR	73%
Total flux	2045 lm
Total power	28 W



1 x LED

Nominal lamp power	25 W
Lamp flux	2811 lm
Luminous efficacy	112 lm/W
CCT	3000 K
CRI	90

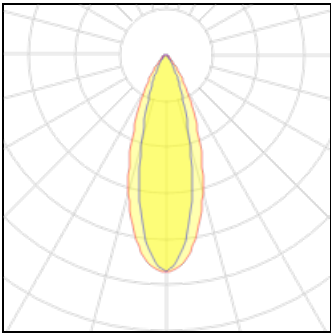
LOR	73%
Total flux	2045 lm
Total power	28 W



1 x LED

Nominal lamp power	25 W
Lamp flux	2811 lm
Luminous efficacy	112 lm/W
CCT	3000 K
CRI	90

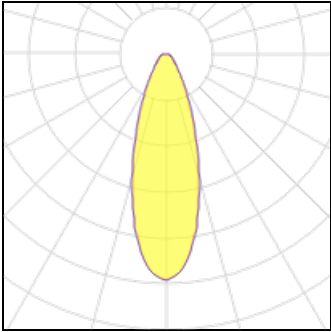
LOR	73%
Total flux	2045 lm
Total power	28 W



1 x LED

Nominal lamp power	25 W
Lamp flux	2811 lm
Luminous efficacy	112 lm/W
CCT	3000 K
CRI	90

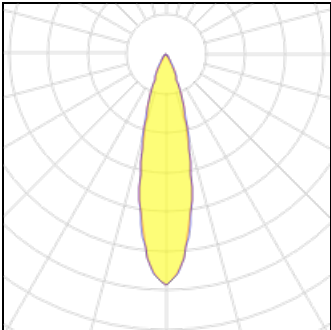
LOR	73%
Total flux	2045 lm
Total power	28 W



1 x LED

Nominal lamp power	25 W
Lamp flux	2811 lm
Luminous efficacy	112 lm/W
CCT	3000 K
CRI	90

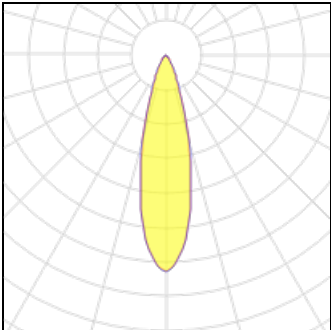
LOR	73%
Total flux	2045 lm
Total power	28 W



1 x LED

Nominal lamp power	25 W
Lamp flux	2811 lm
Luminous efficacy	112 lm/W
CCT	3000 K
CRI	90

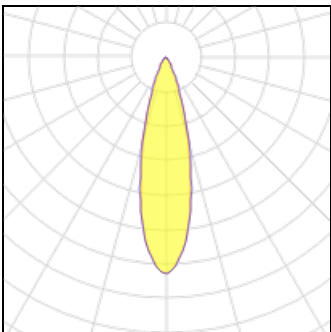
LOR	73%
Total flux	2045 lm
Total power	28 W



1 x LED

Nominal lamp power	25 W
Lamp flux	2811 lm
Luminous efficacy	112 lm/W
CCT	3000 K
CRI	90

LOR	73%
Total flux	2045 lm
Total power	28 W



1 x LED

Nominal lamp power	25 W
Lamp flux	2811 lm
Luminous efficacy	112 lm/W
CCT	3000 K
CRI	90

LOR	73%
Total flux	2045 lm
Total power	28 W

Mounting mode

Ceiling mounted, Contact rail, Wall mounted, Pendant, Wall recessed

Shape and measurements

Length: 0.79 in

Width: 6.69 in

Height: 0.04 in

Electric

System power: 28 W

Appliance Class: II

Protection

IP: 20

Designation labels: CE