

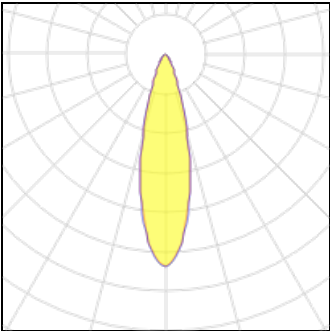
# Product data sheet

ENTERO RD-M TRIMLESS TW 96530  
28432 9020  
DELTA LIGHT

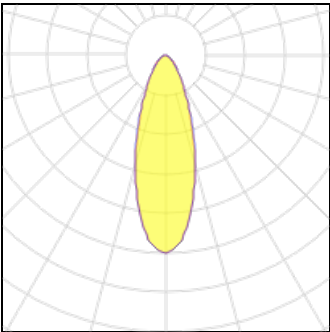


Luminaire, ceiling recessed (indoor use) from Deltalight, named ENTERO RD-M TRIMLESS TW 96530, available in the colour(s): black, full white, gold coloured. For recessed mounting, a round opening (for installing a custom mounting kit) is needed and a min. depth for recessing of 135 mm. This luminaire is equipped with LED array 9W / CRI>90 (R9: 50) / 2700K-6500K / 1087lm with an optional driver, suitable for currents of 500mA. Light distributor: reflector 30°.

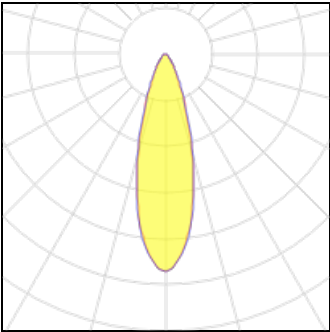
## Light output 1



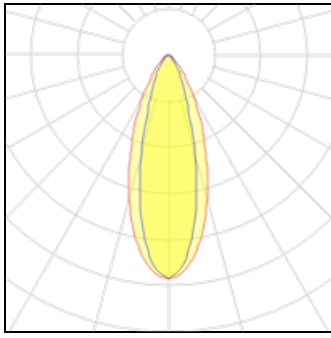
1 x LED			
Nominal lamp power	9 W	LOR	73%
Lamp flux	1087 lm	Total flux	791 lm
Luminous efficacy	121 lm/W	Total power	9 W
CCT	6500 K		
CRI	90		



1 x LED			
Nominal lamp power	9 W	LOR	73%
Lamp flux	1087 lm	Total flux	791 lm
Luminous efficacy	121 lm/W	Total power	9 W
CCT	6500 K		
CRI	90		

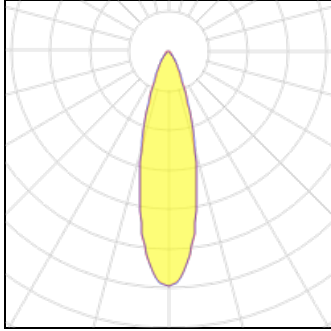


1 x LED			
Nominal lamp power	9 W	LOR	73%
Lamp flux	1087 lm	Total flux	791 lm
Luminous efficacy	121 lm/W	Total power	9 W
CCT	6500 K		
CRI	90		

**1 x LED**

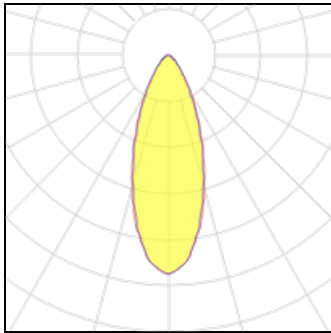
Nominal lamp power 9 W  
Lamp flux 1087 lm  
Luminous efficacy 121 lm/W  
CCT 6500 K  
CRI 90

LOR 73%  
Total flux 791 lm  
Total power 9 W

**1 x LED**

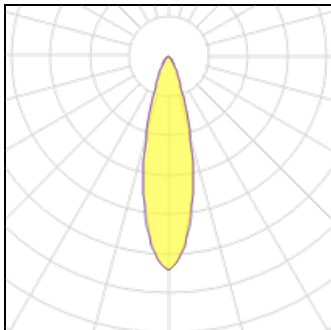
Nominal lamp power 9 W  
Lamp flux 1087 lm  
Luminous efficacy 121 lm/W  
CCT 6500 K  
CRI 90

LOR 73%  
Total flux 791 lm  
Total power 9 W

**1 x LED**

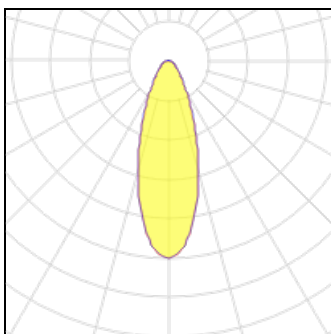
Nominal lamp power 9 W  
Lamp flux 1087 lm  
Luminous efficacy 121 lm/W  
CCT 6500 K  
CRI 90

LOR 73%  
Total flux 791 lm  
Total power 9 W

**1 x LED**

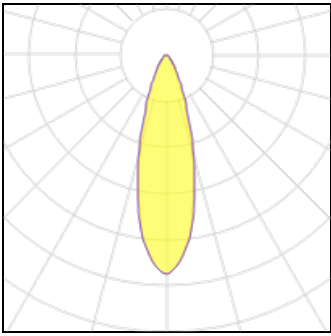
Nominal lamp power 9 W  
Lamp flux 1087 lm  
Luminous efficacy 121 lm/W  
CCT 6500 K  
CRI 90

LOR 73%  
Total flux 791 lm  
Total power 9 W

**1 x LED**

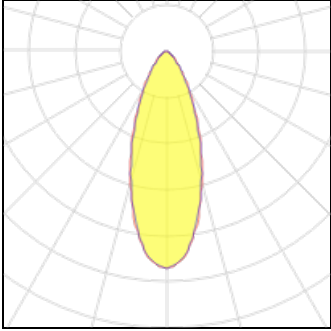
Nominal lamp power 9 W  
Lamp flux 1087 lm  
Luminous efficacy 121 lm/W  
CCT 6500 K  
CRI 90

LOR 73%  
Total flux 791 lm  
Total power 9 W



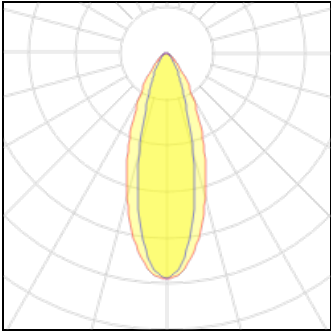
**1 x LED**

Nominal lamp power	9 W	LOR	73%
Lamp flux	1087 lm	Total flux	791 lm
Luminous efficacy	121 lm/W	Total power	9 W
CCT	6500 K		
CRI	90		



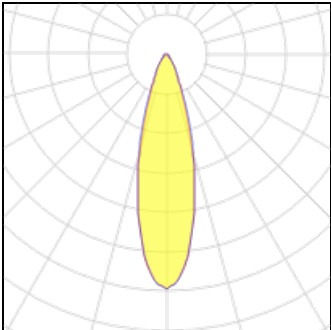
**1 x LED**

Nominal lamp power	9 W	LOR	73%
Lamp flux	1087 lm	Total flux	791 lm
Luminous efficacy	121 lm/W	Total power	9 W
CCT	6500 K		
CRI	90		



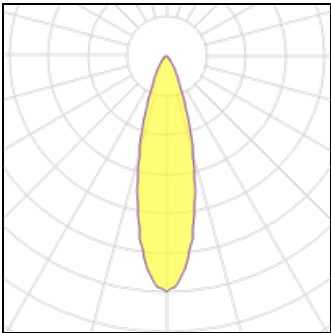
**1 x LED**

Nominal lamp power	9 W	LOR	73%
Lamp flux	1087 lm	Total flux	791 lm
Luminous efficacy	121 lm/W	Total power	9 W
CCT	6500 K		
CRI	90		



**1 x LED**

Nominal lamp power	9 W	LOR	73%
Lamp flux	1087 lm	Total flux	791 lm
Luminous efficacy	121 lm/W	Total power	9 W
CCT	6500 K		
CRI	90		



**1 x LED**

Nominal lamp power	9 W	LOR	73%
Lamp flux	1087 lm	Total flux	791 lm
Luminous efficacy	121 lm/W	Total power	9 W
CCT	6500 K		
CRI	90		

**Mounting mode**

Ceiling recessed

**Shape and measurements**

Height: 0.04 in  
Diameter: 3.74 in  
Weight: 0.4 kg

**Electric**

System power: 9 W  
Appliance Class: II

**Protection**

IP: 20  
Designation labels: CE