

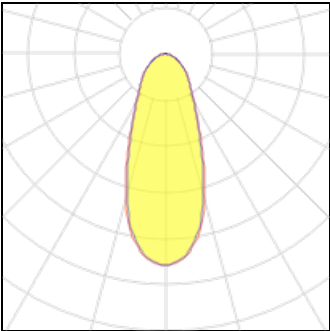
Product data sheet

HALOSCAN CLIP MP 93035
23117 9330
DELTA LIGHT

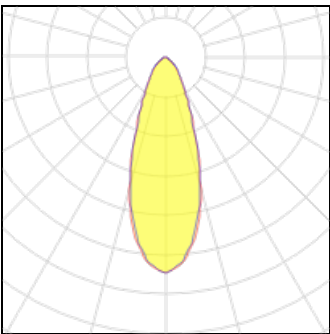


Luminaire, ceiling recessed or ceiling surface mounted (indoor use) from Deltalight, named HALOSCAN CLIP MP 93035, available in the colour(s): black, white. For recessed mounting, a round opening with a diameter of 51 mm is needed and a min. depth for recessing of 40 mm. This luminaire is equipped with LED array 5,8-8,6W / CRI>90 (R9: 52) / 3000K / 787-1089lm with an optional driver, suitable for currents of 350mA to 500mA. Light distributor: lens 35°.

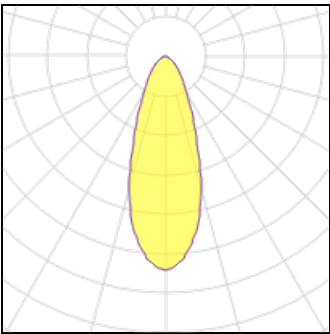
Light output 1



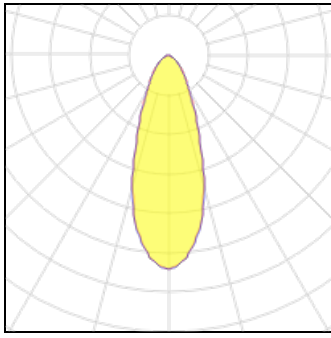
1 x LED			
Nominal lamp power	9 W	LOR	73%
Lamp flux	1089 lm	Total flux	792 lm
Luminous efficacy	121 lm/W	Total power	9 W
CCT	3000 K		
CRI	90		



1 x LED			
Nominal lamp power	9 W	LOR	73%
Lamp flux	1089 lm	Total flux	792 lm
Luminous efficacy	121 lm/W	Total power	9 W
CCT	3000 K		
CRI	90		

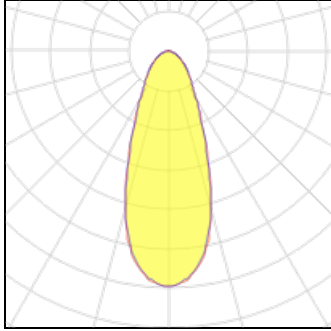


1 x LED			
Nominal lamp power	6 W	LOR	73%
Lamp flux	787 lm	Total flux	573 lm
Luminous efficacy	131 lm/W	Total power	6 W
CCT	3000 K		
CRI	90		

**1 x LED**

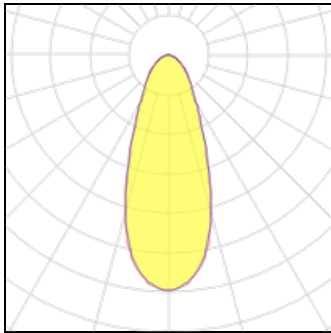
Nominal lamp power	9 W
Lamp flux	1089 lm
Luminous efficacy	121 lm/W
CCT	3000 K
CRI	90

LOR	73%
Total flux	792 lm
Total power	9 W

**1 x LED**

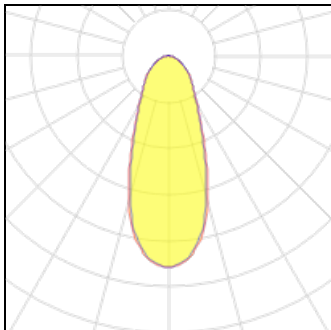
Nominal lamp power	6 W
Lamp flux	787 lm
Luminous efficacy	131 lm/W
CCT	3000 K
CRI	90

LOR	73%
Total flux	573 lm
Total power	6 W

**1 x LED**

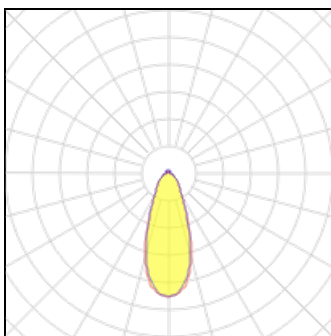
Nominal lamp power	9 W
Lamp flux	1089 lm
Luminous efficacy	121 lm/W
CCT	3000 K
CRI	90

LOR	73%
Total flux	792 lm
Total power	9 W

**1 x LED**

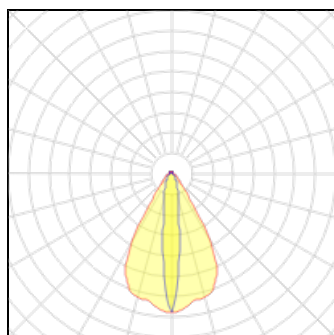
Nominal lamp power	6 W
Lamp flux	787 lm
Luminous efficacy	131 lm/W
CCT	3000 K
CRI	90

LOR	73%
Total flux	573 lm
Total power	6 W

**1 x LED**

Nominal lamp power	9 W
Lamp flux	1089 lm
Luminous efficacy	121 lm/W
CCT	3000 K
CRI	90

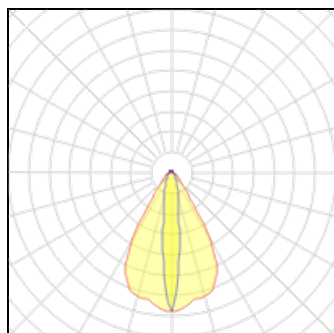
LOR	73%
Total flux	792 lm
Total power	9 W



1 x LED

Nominal lamp power	6 W
Lamp flux	787 lm
Luminous efficacy	131 lm/W
CCT	3000 K
CRI	90

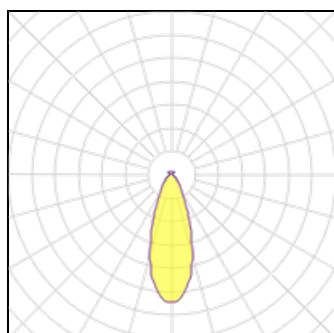
LOR	73%
Total flux	573 lm
Total power	6 W



1 x LED

Nominal lamp power	9 W
Lamp flux	1089 lm
Luminous efficacy	121 lm/W
CCT	3000 K
CRI	90

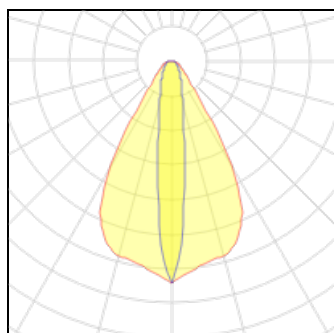
LOR	73%
Total flux	792 lm
Total power	9 W



1 x LED

Nominal lamp power	9 W
Lamp flux	1089 lm
Luminous efficacy	121 lm/W
CCT	3000 K
CRI	90

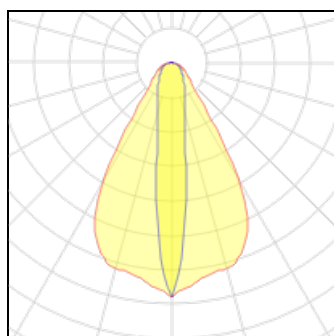
LOR	73%
Total flux	792 lm
Total power	9 W



1 x LED

Nominal lamp power	9 W
Lamp flux	1089 lm
Luminous efficacy	121 lm/W
CCT	3000 K
CRI	90

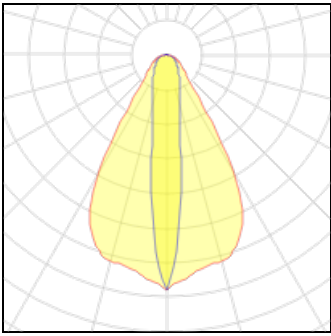
LOR	73%
Total flux	792 lm
Total power	9 W



1 x LED

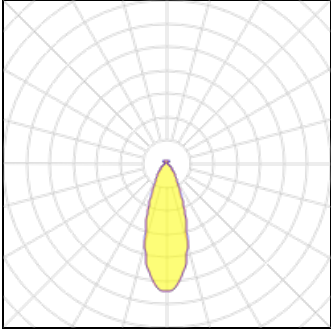
Nominal lamp power	6 W
Lamp flux	787 lm
Luminous efficacy	131 lm/W
CCT	3000 K
CRI	90

LOR	73%
Total flux	573 lm
Total power	6 W



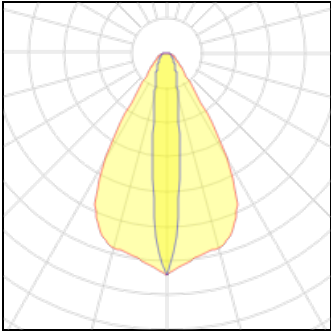
1 x LED

Nominal lamp power	9 W	LOR	73%
Lamp flux	1089 lm	Total flux	792 lm
Luminous efficacy	121 lm/W	Total power	9 W
CCT	3000 K		
CRI	90		



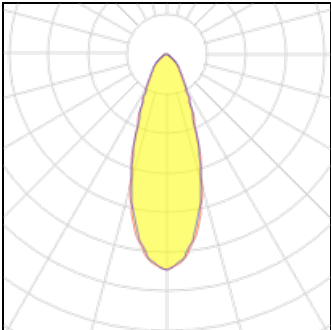
1 x LED

Nominal lamp power	6 W	LOR	73%
Lamp flux	787 lm	Total flux	573 lm
Luminous efficacy	131 lm/W	Total power	6 W
CCT	3000 K		
CRI	90		



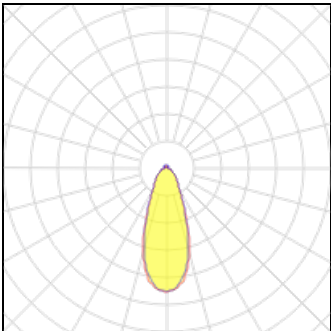
1 x LED

Nominal lamp power	6 W	LOR	73%
Lamp flux	787 lm	Total flux	573 lm
Luminous efficacy	131 lm/W	Total power	6 W
CCT	3000 K		
CRI	90		



1 x LED

Nominal lamp power	6 W	LOR	73%
Lamp flux	787 lm	Total flux	573 lm
Luminous efficacy	131 lm/W	Total power	6 W
CCT	3000 K		
CRI	90		



1 x LED

Nominal lamp power	6 W	LOR	73%
Lamp flux	787 lm	Total flux	573 lm
Luminous efficacy	131 lm/W	Total power	6 W
CCT	3000 K		
CRI	90		

Mounting mode

Ceiling mounted

Shape and measurements

Height: 0.04 in

Diameter: 2.28 in

Electric

System power: 6-9 W

Appliance Class: II

Protection

IP: 20

Designation labels: CE