

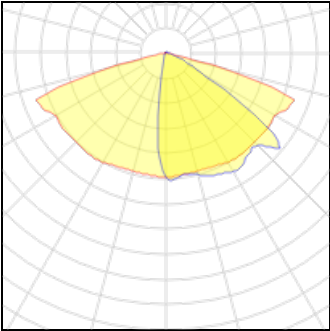
# Product data sheet

ILLUMINATING BOLLARD NOVARA V SINGLE 3000K  
12.7262X.0VXXX  
HESS

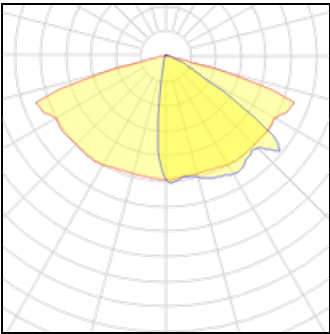


Triangular luminaire body made of cast aluminium. Luminaire enclosure made of single-pane safety glass. Cylindrical bollard made of steel, galvanised, optionally with embedded base or flange plate. Vandalism-proof. Luminaire body not adjustable. Bracket made of steel, galvanised. Cable guide inside.

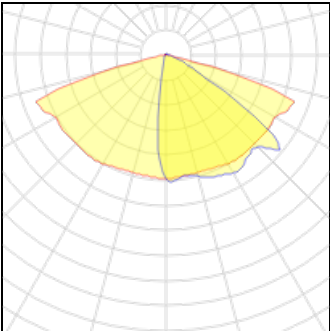
## Light output 1



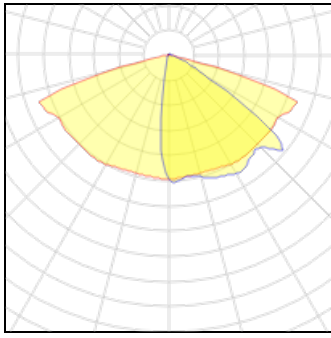
1 x LED			
Nominal lamp power	6 W	LOR	100%
Lamp flux	1004 lm	Total flux	1004 lm
Luminous efficacy	167 lm/W	Total power	6 W
CCT	3000 K		
CRI	80		



1 x LED			
Nominal lamp power	10 W	LOR	100%
Lamp flux	1008 lm	Total flux	1008 lm
Luminous efficacy	101 lm/W	Total power	10 W
CCT	3000 K		
CRI	80		

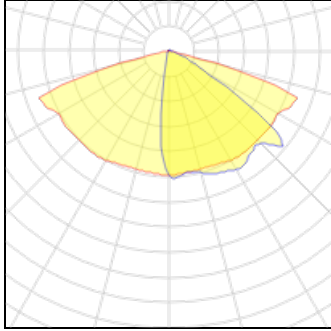


1 x LED			
Nominal lamp power	10 W	LOR	100%
Lamp flux	839 lm	Total flux	839 lm
Luminous efficacy	84 lm/W	Total power	10 W
CCT	3000 K		
CRI	80		

**1 x LED**

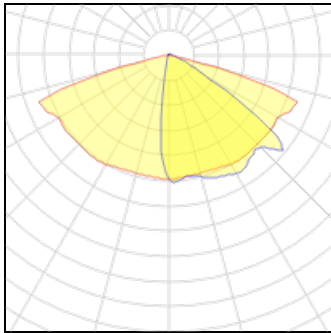
Nominal lamp power 10 W  
Lamp flux 1191 lm  
Luminous efficacy 119 lm/W  
CCT 3000 K  
CRI 80

LOR 100%  
Total flux 1191 lm  
Total power 10 W

**1 x LED**

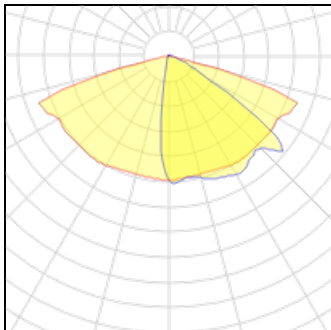
Nominal lamp power 10 W  
Lamp flux 1521 lm  
Luminous efficacy 152 lm/W  
CCT 3000 K  
CRI 80

LOR 100%  
Total flux 1521 lm  
Total power 10 W

**1 x LED**

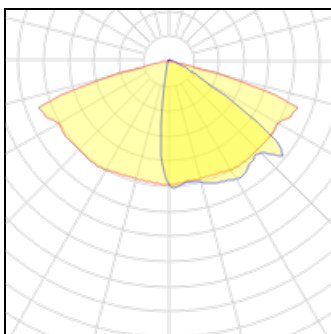
Nominal lamp power 10 W  
Lamp flux 1001 lm  
Luminous efficacy 100 lm/W  
CCT 3000 K  
CRI 80

LOR 100%  
Total flux 1001 lm  
Total power 10 W

**1 x LED**

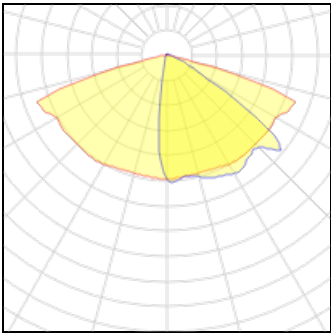
Nominal lamp power 6 W  
Lamp flux 604 lm  
Luminous efficacy 101 lm/W  
CCT 3000 K  
CRI 80

LOR 100%  
Total flux 604 lm  
Total power 6 W

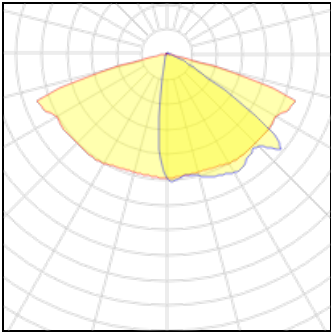
**1 x LED**

Nominal lamp power 6 W  
Lamp flux 786 lm  
Luminous efficacy 131 lm/W  
CCT 3000 K  
CRI 80

LOR 100%  
Total flux 786 lm  
Total power 6 W



1 x LED			
Nominal lamp power	6 W	LOR	100%
Lamp flux	600 lm	Total flux	600 lm
Luminous efficacy	100 lm/W	Total power	6 W
CCT	3000 K		
CRI	80		



1 x LED			
Nominal lamp power	6 W	LOR	100%
Lamp flux	497 lm	Total flux	497 lm
Luminous efficacy	83 lm/W	Total power	6 W
CCT	3000 K		
CRI	80		

**Mounting mode**

Standing / Bollard

**Shape and measurements**

Length: 15.32 in

Width: 11.02 in

Height: 53.20 in

**Adjustability**

Fixed

**Electric**

System power: 6-10 W

**Protection**

IP: 65