

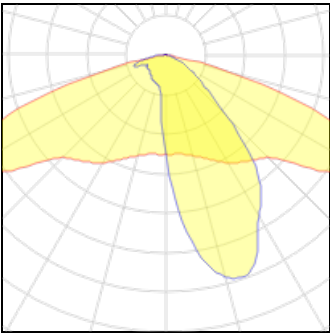
Product data sheet

WALL MOUNTED LUMINAIRE LIVORNO XL 3000K
10.14103.0VXXX + 10.34100.1V001
HESS

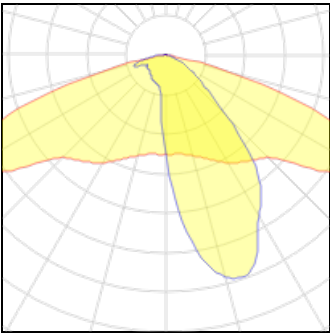


Design luminaire body made of cast aluminium. Luminaire enclosure made of single-pane safety glass, opens without tools. LIVORNO S: Luminaire for pole top mounting. Fitted with LED up to approx. 53W. LIVORNO XL: Luminaire for pole top and side mounting. For pole top mounted installation, angle of 0° and 5° possible. Fitted with LED up to approx. 107W. 10.34100.1V001 FOR LIVORNO S/SM/XL Wall bracket LIVORNO For luminaire S/SM/XL Made of galvanised steel Spigot ø 76,1 mm Overhanging 250 mm Wall fixation plate 150 x 120 mm Colour: DB 703

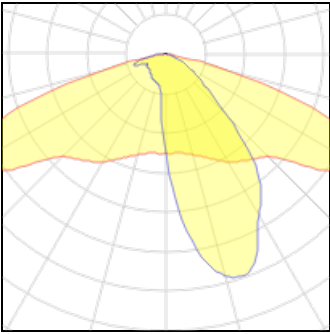
Light output 1



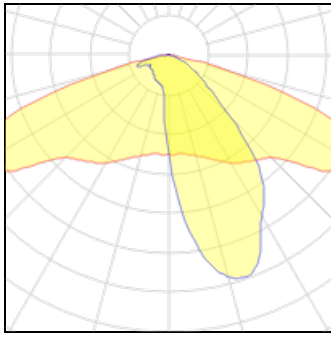
1 x LED			
Nominal lamp power	77 W	LOR	100%
Lamp flux	11378 lm	Total flux	11378 lm
Luminous efficacy	148 lm/W	Total power	77 W
CCT	3000 K		
CRI	80		



1 x LED			
Nominal lamp power	37 W	LOR	100%
Lamp flux	5322 lm	Total flux	5322 lm
Luminous efficacy	144 lm/W	Total power	37 W
CCT	3000 K		
CRI	80		



1 x LED			
Nominal lamp power	37 W	LOR	100%
Lamp flux	5511 lm	Total flux	5511 lm
Luminous efficacy	149 lm/W	Total power	37 W
CCT	3000 K		
CRI	80		

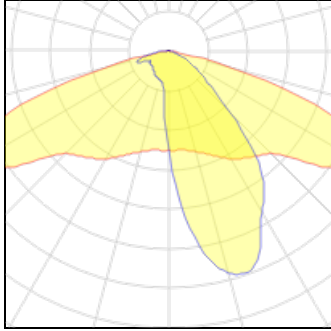
**1 x LED**

Nominal lamp power
Lamp flux
Luminous efficacy
CCT
CRI

37 W
5105 lm
138 lm/W
3000 K
80

LOR
Total flux
Total power

100%
5105 lm
37 W

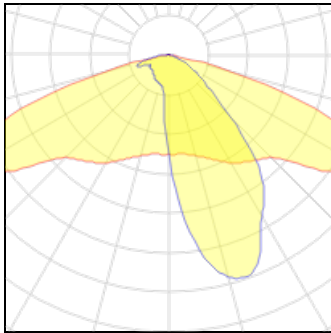
**1 x LED**

Nominal lamp power
Lamp flux
Luminous efficacy
CCT
CRI

53 W
7566 lm
143 lm/W
3000 K
80

LOR
Total flux
Total power

100%
7566 lm
53 W

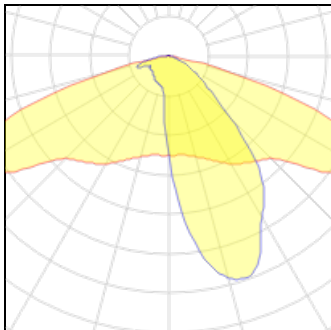
**1 x LED**

Nominal lamp power
Lamp flux
Luminous efficacy
CCT
CRI

53 W
7076 lm
134 lm/W
3000 K
80

LOR
Total flux
Total power

100%
7076 lm
53 W

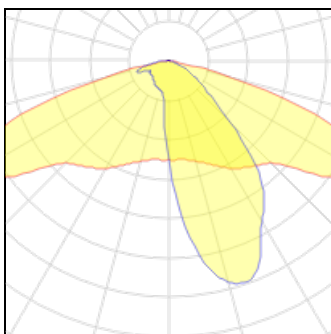
**1 x LED**

Nominal lamp power
Lamp flux
Luminous efficacy
CCT
CRI

37 W
5690 lm
154 lm/W
3000 K
80

LOR
Total flux
Total power

100%
5690 lm
37 W

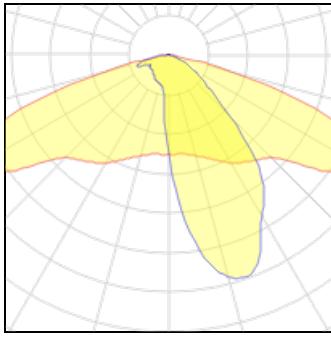
**1 x LED**

Nominal lamp power
Lamp flux
Luminous efficacy
CCT
CRI

53 W
6789 lm
128 lm/W
3000 K
80

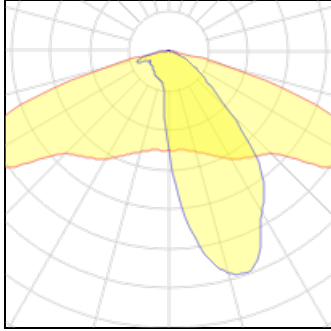
LOR
Total flux
Total power

100%
6789 lm
53 W

**1 x LED**

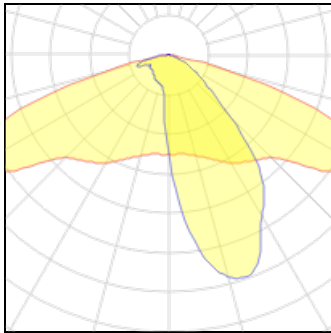
Nominal lamp power	107 W
Lamp flux	13546 lm
Luminous efficacy	127 lm/W
CCT	3000 K
CRI	80

LOR	100%
Total flux	13546 lm
Total power	107 W

**1 x LED**

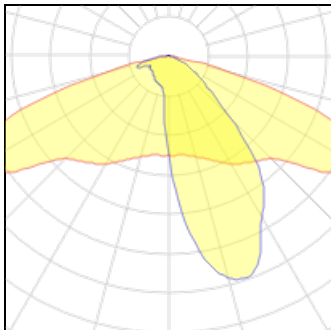
Nominal lamp power	77 W
Lamp flux	10643 lm
Luminous efficacy	138 lm/W
CCT	3000 K
CRI	80

LOR	100%
Total flux	10643 lm
Total power	77 W

**1 x LED**

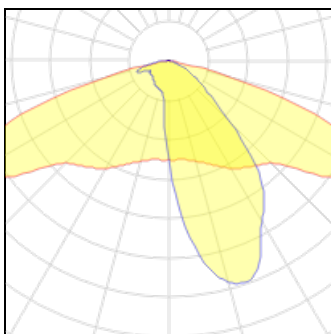
Nominal lamp power	77 W
Lamp flux	11022 lm
Luminous efficacy	143 lm/W
CCT	3000 K
CRI	80

LOR	100%
Total flux	11022 lm
Total power	77 W

**1 x LED**

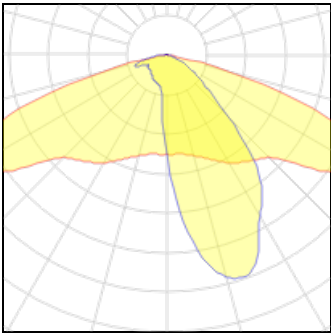
Nominal lamp power	77 W
Lamp flux	10186 lm
Luminous efficacy	132 lm/W
CCT	3000 K
CRI	80

LOR	100%
Total flux	10186 lm
Total power	77 W

**1 x LED**

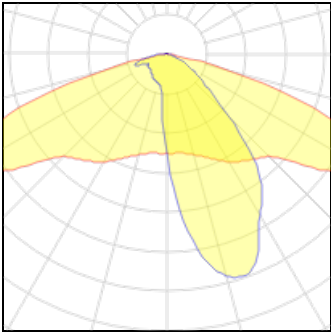
Nominal lamp power	107 W
Lamp flux	15131 lm
Luminous efficacy	141 lm/W
CCT	3000 K
CRI	80

LOR	100%
Total flux	15131 lm
Total power	107 W



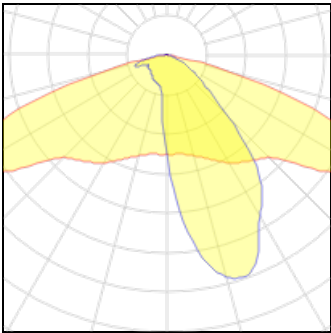
1 x LED

Nominal lamp power	107 W	LOR	100%
Lamp flux	14152 lm	Total flux	14152 lm
Luminous efficacy	132 lm/W	Total power	107 W
CCT	3000 K		
CRI	80		



1 x LED

Nominal lamp power	107 W	LOR	100%
Lamp flux	14656 lm	Total flux	14656 lm
Luminous efficacy	137 lm/W	Total power	107 W
CCT	3000 K		
CRI	80		



1 x LED

Nominal lamp power	53 W	LOR	100%
Lamp flux	7329 lm	Total flux	7329 lm
Luminous efficacy	138 lm/W	Total power	53 W
CCT	3000 K		
CRI	80		

Mounting mode

Wall mounted

Shape and measurements

Length: 11.44 in

Width: 4.72 in

Height: 8.48 in

Adjustability

Fixed

Design

Material impression: Aluminum, Glass

Designer: SIMES S.P.A.

Electric

System power: 37-107 W

Controller: DALI

Protection

IP: 65

Designation labels: CE