


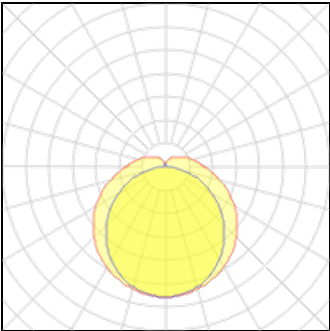
Product data sheet

INDA LED - 25-45W, 4000K, IP65, 230V
72 981 05
MALMBERGS

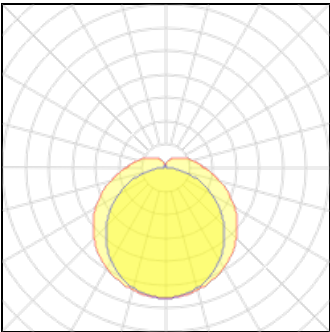


Multiple setting luminaire: 25W/32W/38W/45W D-marked, IP65, 230V Ceiling/pendant luminaire ideal for most industrial environments. Mounting: Surface mounting or suspension. Ceiling brackets included. Connection: Fast connection 5x2,5mm² on each end with a Ø 20mm cable gland. Description: Grey body and opal diffuser made of polycarbonate. Amount per fuse B10 – 20 pcs B16 – 32 pcs C10 – 34 pcs C16 – 54 pcs

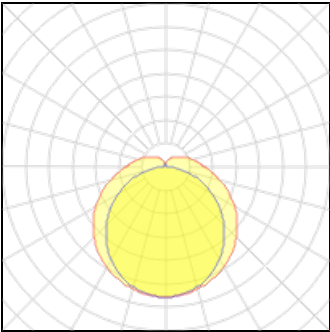
Light output 1



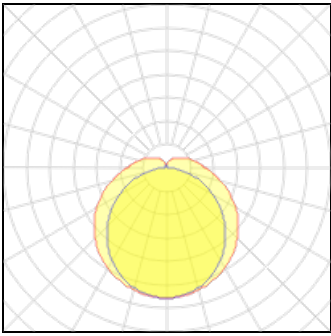
1 x LED			
Nominal lamp power	43.9 W	LOR	100%
Lamp flux	7202 lm	ULOR	12%
Luminous efficacy	164 lm/W	Total flux	7202 lm
CCT	3783 K	Total power	43.9 W
CRI	84		



1 x LED			
Nominal lamp power	25 W	LOR	100%
Lamp flux	4357 lm	ULOR	12%
Luminous efficacy	172 lm/W	Total flux	4357 lm
CCT	3783 K	Total power	25.4 W
CRI	84		



1 x LED			
Nominal lamp power	38.8 W	LOR	100%
Lamp flux	6474 lm	ULOR	12%
Luminous efficacy	167 lm/W	Total flux	6474 lm
CCT	3783 K	Total power	38.8 W
CRI	84		



1 x LED

Nominal lamp power	32.5 W	LOR	100%
Lamp flux	5512 lm	ULOR	12%
Luminous efficacy	170 lm/W	Total flux	5512 lm
CCT	3783 K	Total power	32.5 W
CRI	84		

Mounting mode

Ceiling mounted, Pendant

Shape and measurements

Length: 47.24 in
Width: 3.15 in
Height: 2.91 in
Weight: 1.5 kg

Adjustability

Fixed

Electric

System power: 25.4-43.9 W
Appliance Class: I

Protection

IP: 65
IK: 08