

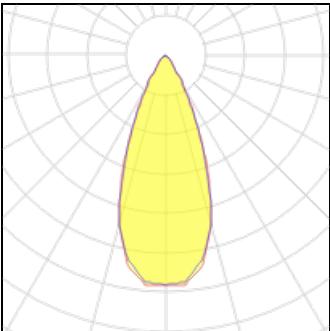
# Product data sheet

M20/M26H - SPY 52 TW 96545 DIM5  
23331 9035  
DELTA LIGHT

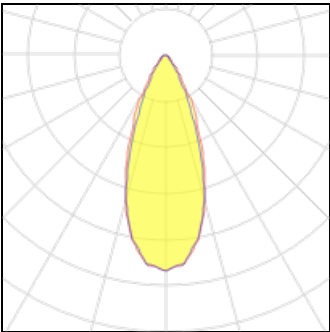


Luminaire, low voltage systems low voltage system mounted (indoor use) from Deltalight, named M20/M26H - SPY 52 TW 96545 DIM5, available in the colour(s): black, white. This luminaire can be used with the following 48V magnetic lighting system(s): SHIFTLINE M26H - PROFILE, SHIFTLINE M26H + SBL, SPLITLINE M20 - PROFILE, SPLITLINE M20 ST - PROFILE. This luminaire is equipped with LED array 9W / CRI>90 (R9: 50) / 2700K-6500K / 1087lm with build-in converter to operate on a voltage of 48V-DC. Dimming protocol: DALI. Light distributor: reflector 45°.

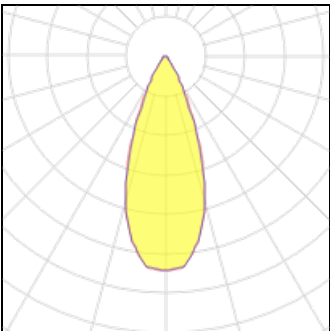
## Light output 1



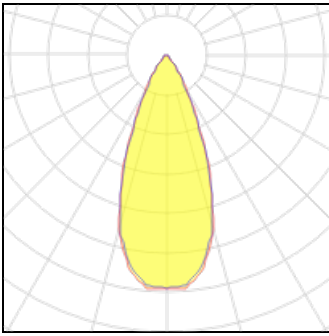
1 x LED			
Nominal lamp power	9 W	LOR	73%
Lamp flux	1087 lm	Total flux	791 lm
Luminous efficacy	121 lm/W	Total power	10 W
CCT	6500 K		
CRI	90		



1 x LED			
Nominal lamp power	9 W	LOR	73%
Lamp flux	1087 lm	Total flux	791 lm
Luminous efficacy	121 lm/W	Total power	10 W
CCT	6500 K		
CRI	90		



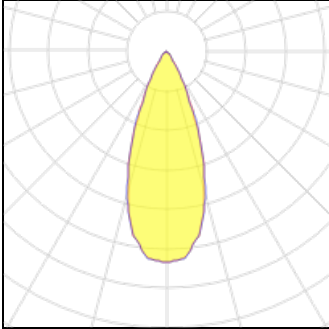
1 x LED			
Nominal lamp power	9 W	LOR	73%
Lamp flux	1087 lm	Total flux	791 lm
Luminous efficacy	121 lm/W	Total power	10 W
CCT	6500 K		
CRI	90		



**1 x LED**

Nominal lamp power	9 W
Lamp flux	1087 lm
Luminous efficacy	121 lm/W
CCT	6500 K
CRI	90

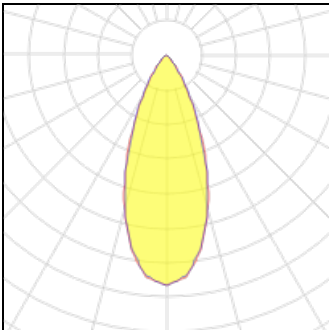
LOR	73%
Total flux	791 lm
Total power	10 W



**1 x LED**

Nominal lamp power	9 W
Lamp flux	1087 lm
Luminous efficacy	121 lm/W
CCT	6500 K
CRI	90

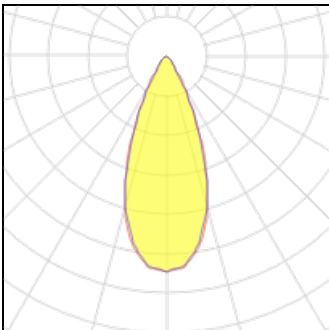
LOR	73%
Total flux	791 lm
Total power	10 W



**1 x LED**

Nominal lamp power	9 W
Lamp flux	1087 lm
Luminous efficacy	121 lm/W
CCT	6500 K
CRI	90

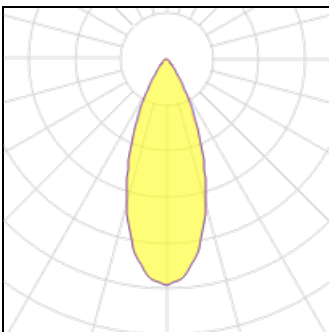
LOR	73%
Total flux	791 lm
Total power	10 W



**1 x LED**

Nominal lamp power	9 W
Lamp flux	1087 lm
Luminous efficacy	121 lm/W
CCT	6500 K
CRI	90

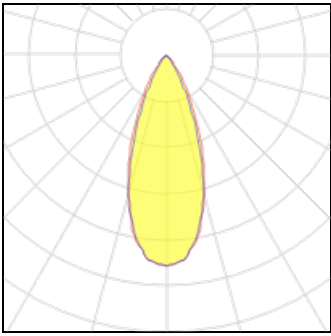
LOR	73%
Total flux	791 lm
Total power	10 W



**1 x LED**

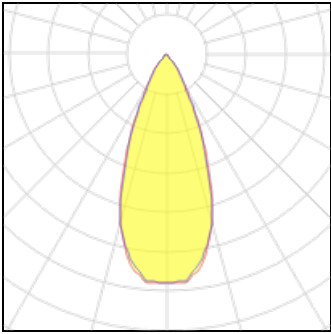
Nominal lamp power	9 W
Lamp flux	1087 lm
Luminous efficacy	121 lm/W
CCT	6500 K
CRI	90

LOR	73%
Total flux	791 lm
Total power	10 W



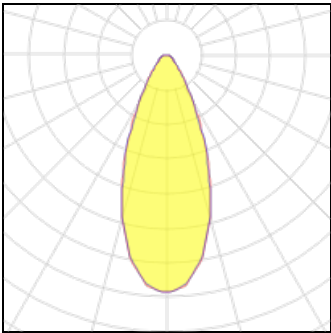
**1 x LED**

Nominal lamp power	9 W	LOR	73%
Lamp flux	1087 lm	Total flux	791 lm
Luminous efficacy	121 lm/W	Total power	10 W
CCT	6500 K		
CRI	90		



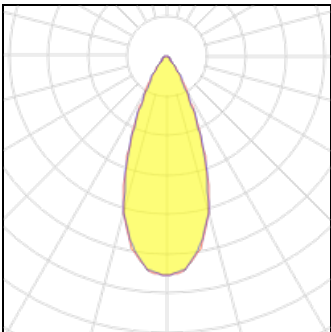
**1 x LED**

Nominal lamp power	9 W	LOR	73%
Lamp flux	1087 lm	Total flux	791 lm
Luminous efficacy	121 lm/W	Total power	10 W
CCT	6500 K		
CRI	90		



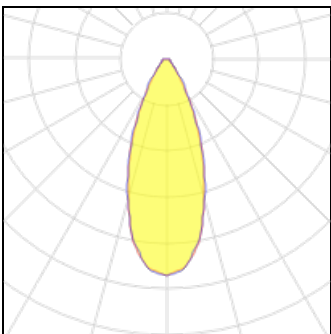
**1 x LED**

Nominal lamp power	9 W	LOR	73%
Lamp flux	1087 lm	Total flux	791 lm
Luminous efficacy	121 lm/W	Total power	10 W
CCT	6500 K		
CRI	90		



**1 x LED**

Nominal lamp power	9 W	LOR	73%
Lamp flux	1087 lm	Total flux	791 lm
Luminous efficacy	121 lm/W	Total power	10 W
CCT	6500 K		
CRI	90		



**1 x LED**

Nominal lamp power	9 W	LOR	73%
Lamp flux	1087 lm	Total flux	791 lm
Luminous efficacy	121 lm/W	Total power	10 W
CCT	6500 K		
CRI	90		

**Mounting mode**

Ceiling mounted, Contact rail, Wall mounted, Pendant, Wall recessed

**Shape and measurements**

Length: 0.79 in  
Width: 6.69 in  
Height: 0.04 in

**Electric**

System power: 10 W  
Appliance Class: II

**Protection**

IP: 20  
Designation labels: CE